



SOUTH SUDAN HUMANITARIAN FUND

2019

ANNUAL REPORT



SSHAF

South Sudan
Humanitarian
Fund

THE SSHF THANKS ITS DONORS FOR THEIR GENEROUS SUPPORT IN 2019

**Australian
Aid** 

 **Belgium**
partner in development

Canada 

 **MINISTRY OF
FOREIGN AFFAIRS
OF DENMARK**


german
humanitarian
assistance
DEUTSCHE HUMANITÄRE HILFE

 **Irish Aid**
Rialtas na hÉireann
Government of Ireland


LUXEMBOURG 
AID & DEVELOPMENT

 Ministry of Foreign Affairs of the
Netherlands

 Norwegian Ministry
of Foreign Affairs

 **외교부**
Ministry of Foreign Affairs

 **Sweden
Sverige**

 Schweizerische Eidgenossenschaft
Confédération suisse
Confederazione Svizzera
Confederaziun svizra

**Swiss Agency for Development
and Cooperation SDC**


UKaid
from the British people

CREDITS

This document was produced by the United Nations Office for the Coordination of Humanitarian Affairs (OCHA) in South Sudan. OCHA South Sudan wishes to acknowledge the contributions of its committed staff at headquarters and in the field in preparing this document.

The latest version of this document is available on the South Sudan Humanitarian Fund website at <https://www.unocha.org/south-sudan>

Full project details, financial updates, real-time allocation data and indicator achievements against targets are available at <https://pfb.unocha.org>.

For additional information, please contact:

South Sudan Humanitarian Fund
ochasshf@un.org

Front cover:

Young boy enjoying safe water drawn from a rehabilitated borehole in Jur River County, Western Bahr el Ghazal, South Sudan. © OCHA South Sudan/Anthony John Burke

The designations employed and the presentation of material in this publication do not imply the expression of any opinion whatsoever on the part of the Secretariat of the United Nations concerning the legal status of any country, territory, city or area or of its authorities, or concerning the delimitation of its frontiers or boundaries. Financial data is provisional and may vary upon financial certification.

TABLE OF CONTENTS

2	FOREWORD
4	2019 IN REVIEW
5	HUMANITARIAN CONTEXT
10	ABOUT THE SOUTH SUDAN HUMANITARIAN FUND
12	DONOR CONTRIBUTIONS
14	ALLOCATION OVERVIEW
17	ERC'S STRATEGIC STEERS
18	FUND PERFORMANCE
19	INCLUSIVENESS
22	FLEXIBILITY
25	TIMELINESS
27	EFFICIENCY
30	ACCOUNTABILITY & RISK MANAGEMENT
34	ACHIEVEMENTS BY CLUSTER
35	CAMP COORDINATION & CAMP MANAGEMENT
36	COORDINATION & COMMON SERVICES
37	EDUCATION
39	FOOD SECURITY & LIVELIHOODS
41	HEALTH
43	LOGISTICS
44	NUTRITION
46	PROTECTION
48	SHELTER & NON-FOOD ITEMS
49	WATER, SANITATION & HYGIENE
50	ANNEXES
51	ALLOCATIONS BY RECIPIENT ORGANIZATION
52	SSHF-FUNDED PROJECTS
64	SSHF ADVISORY BOARD
65	FUNDING COMPLEMENTARITY
66	ACRONYMS & ABBREVIATIONS
68	REFERENCE MAP



FOREWORD

I am pleased to share with you the South Sudan Humanitarian Fund's (SSHF) Annual Report for 2019. The report reviews humanitarian activities funded by the SSHF and demonstrates how the fund was used strategically to address the urgent needs of the most vulnerable South Sudanese in 2019. It provides an update on the management and accountability of the fund, and highlights key response achievements by sector.

I want to express my sincere appreciation to the governments of Germany, the United Kingdom, the Netherlands, Norway, Sweden, Belgium, Ireland, Denmark, Australia, Switzerland, the Republic of Korea, Canada and Luxembourg for their generous support and advocacy to ensure the continuing relevance of the fund.


Thanks to these donors, the SSHF allocated \$80 million to humanitarian responders in 2019, making it the third largest country-based pooled fund globally. The sustained contributions to the fund signaled continued donor confidence and trust in the SSHF at a time when rapid and well-coordinated humanitarian funding was increasingly important, as South Sudanese people faced multiple threats from localized conflict to unprecedented flooding. The fund continued to strengthen humanitarian leadership, coordination, and timely and efficient use of limited resources.

South Sudanese non-governmental organizations (NGOs) are at the heart of the humanitarian response across the country. For years, and especially since the 2016 World Humanitarian Summit, donors have invested in local partners and their unique ability to deliver for people in need. The SSHF's robust accountability framework has supported donors in meeting commitments to localization of the humanitarian response. In 2019, a total of 38 per cent of the resources allocated went to national NGOs.

In 2019, again, the SSHF enabled humanitarian organizations to save lives through timely and multi-sector assistance, alleviating acute needs, reinforcing protection, promoting access to basic services for the most vulnerable people, and supporting the capacities of at-risk communities to cope with significant threats to lives, livelihoods and well-being.

For the first time in South Sudan, during the 2019 floods emergency, the SSHF and the UN's Central Emergency Response Fund were used in tandem to leverage the two pooled funds' comparative advantages. While the SSHF supported frontline activities implemented by NGOs and UN agencies, CERF was used to fill critical gaps in supply pipelines early in the response. An effective and coordinated use of the funds catalyzed additional bilateral funding, with over \$60 million mobilized for the response to the floods.

Humanitarian needs persist in South Sudan, with 7.5 people still in need of humanitarian assistance in 2020. I appeal to the international community to continue providing support to the SSHF to save lives and livelihoods, ensure protection and contribute to the overall recovery and resilience of South Sudan's people in the most vulnerable circumstances.



MR ALAIN NOUDÉHOU
Humanitarian Coordinator
for South Sudan



“

The coming year offers great hope that South Sudan will begin the long road to recovery from years of conflict and violence.

ALAIN NOUDÉHOU
HUMANITARIAN COORDINATOR FOR
SOUTH SUDAN

”

SSHF 2019 ANNUAL REPORT

2019 IN REVIEW

This annual report presents information on the achievements of the South Sudan Humanitarian Fund (SSHF) during the 2019 calendar year. Because country-based pooled funds (CBPFs) are designed to support ongoing and evolving humanitarian responses, grant allocation, project implementation and reporting processes often take place over multiple years. The achievements of CBPFs are therefore reported in two distinct ways:

- **Information on allocations granted in 2019 (shown in blue).** This method considers intended impact of the allocations rather than achieved results, as project implementation and reporting often continues into the subsequent year and results information is not immediately available at the time of publication of annual reports.
- **Results reported in 2019 attributed to allocations granted in 2019 and prior years (shown in orange).** This method provides a more complete picture of achievements during a given calendar year, but also includes results from allocations that were granted in previous years. This information is extracted from final narrative reports approved between 1 February 2019 and 31 January 2020.

Figures for people targeted and reached may include double counting as individuals often receive aid from multiple clusters and/or sectors.

Contributions are recorded based on the exchange rate when the cash was received, which may differ from the Certified Statement of Accounts that records contributions based on the exchange rate at the time of the pledge.

2019 IN REVIEW

HUMANITARIAN CONTEXT

Humanitarian situation in 2019

The humanitarian situation in South Sudan remained volatile, with localized conflicts, floods and high levels of vulnerability. Unresolved political tensions and insecurity continued to undermine social development and the efforts of humanitarian partners to address critical humanitarian needs and key drivers of vulnerability.

A year after the signing of the Revitalized Agreement on the Resolution of the Conflict in South Sudan, the ceasefire holds in most parts of the country. However, overall progress on the implementation of the agreement has been modest.

By the end of the year, nearly 7.5 million people were still in need of some humanitarian assistance or protection, an increase from the 7.2 million people reported at the beginning of the year. Of the 78 counties in South Sudan, 45 are in severe need and 33 are in extreme need. Of these 33 counties, people in 23 of them have faced extreme need for at least two consecutive years. According to the Humanitarian Needs Overview and analysis, all four segments of the population (internally displaced persons, returnees, host communities and some refugees) were considered to be vulnerable, apart from the wealthiest quintile in each county.

Low levels of development compound these high levels of vulnerability. South Sudan was among the five countries with the lowest scores in the 2018 Human Development Index's measurements of national achievements in health, education and income. The government's capacity to

provide basic services to the population is limited, leaving it to humanitarian actors.

Food insecurity

The food security situation in South Sudan is fragile. A combination of conflict, economic crisis and lack of adequate levels of agricultural production have eroded households' ability to cope. Nearly 6.4 million people (54 per cent of the population) were acutely food insecure in August 2019, including more than 273,600 children who were severely malnourished.

High malnutrition levels

The prevalence of global acute malnutrition among children increased from 13 per cent in 2018 to 16 per cent in 2019, exceeding the global emergency threshold of 15 per cent. More than 1.3 million under-five children are projected to be acutely malnourished in 2020. The increasing levels of acute malnutrition are attributable to persistent high food insecurity, poor quality and diversity of food and low water quality, as well as high morbidity and a weak health system.


Health risks


South Sudan records some of the worst health outcome indicators globally. The maternal mortality ratio stands at 789 per 100,000 live births, whereas neonatal and under-five mortality rates are 39.3 and 99.2 per 1,000 live births respectively.¹ Significant disparities exist in

¹ This Information appears in UNICEF, UNFPA and WHO data published on their websites and data portals in January 2019.

Humanitarian Response Plan

The South Sudan HRP enabled joint response planning for 183 humanitarian partners for effective humanitarian action. Funding received amounted to US\$1.15 billion, reaching 5.3 million people.

 **7.2M** People in need

 **5.7M** People targeted

 **\$1.5B** Funding requirement

<https://www.humanitarianresponse.info/en/operations/south-sudan/document/south-sudan-2019-humanitarian-response-review>

health status across socio-demographic factors and geographical location.

Access to health care services remains limited with more than 40 per cent of the population unable to access primary health care.

The vaccination coverage is low, with 43 per cent coverage for Pentavalent 3 (diphtheria, pertussis, tetanus, hepatitis B and *Haemophilus influenza*), which is one of the most critical vaccinations for children under one year. About 44 per cent of the population are at risk of communicable and non-communicable diseases. At any one time, every other child is sick with fever or malaria, and every fourth child with diarrhoea.

Applying the latest prevalence estimates of mental disorders in conflict settings to South Sudan, approximately 2.5 million people might have a mental disorder at any point in time. Up to 900,000 children are afflicted with psychological trauma as a result of witnessing violence or experiencing it directly during attacks on schools or similar violent incidents.

Access to basic services

Access to basic services is limited across the country. An estimated 5.2 million people are living in extreme conditions with no access to water, sanitation and hygiene (WASH) services. Two thirds of the 78 counties have a convergence of high WASH-, protection- and education-related needs. Education indicators are low, with some

parts of the country having three in four children being out of school.

An estimated 60 per cent of the total population are exposed to water-borne diseases and other related illnesses due to either reliance on unimproved or surface water sources. In some cases, people and especially women and girls have to walk more than 30 minutes to reach an improved water source, exposing them to protection risks. These long distances to water points further exacerbate the protection situation in a country where only 20 per cent of at-risk women and girls have access to services related to gender-based violence (GBV).

Internal displacements and returnees

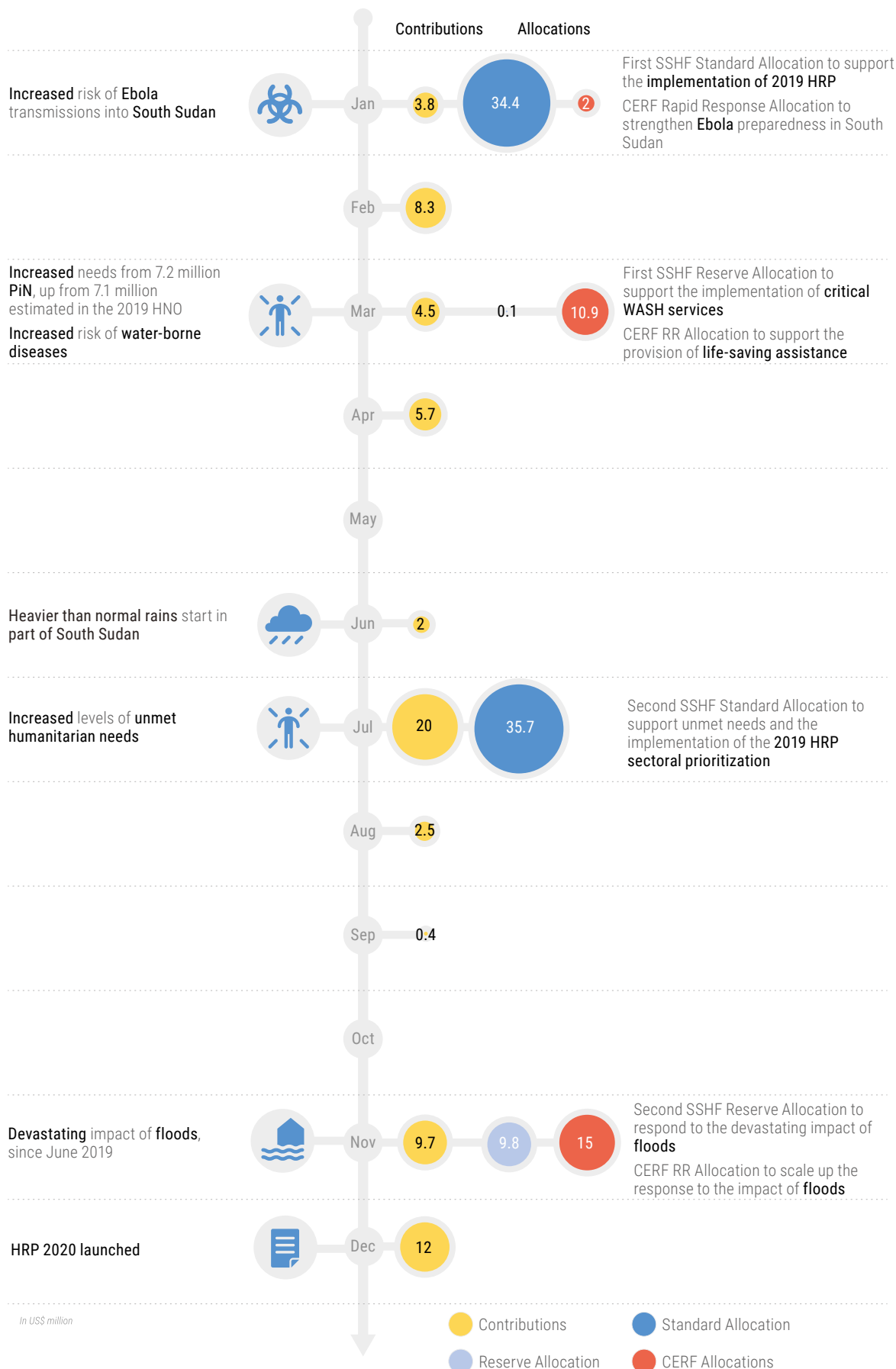
Nearly 3.7 million people remain displaced, with 1.5 million being internally displaced and 2.2 million as refugees in neighbouring countries. Internally displaced persons and refugee returnees are living in overcrowded camps and spontaneous settlements with no access to adequate shelter or basic services, or any accountable legal remedies related to housing, land and property.

While a marked increase in displaced people deciding to return would be an indication of greater stability and prospects for prosperity in 2020, high volumes of returnees could in the short to medium term worsen vulnerable people's well-being. Greater competition over limited food and livelihoods and increased pressure on already stretched basic services are likely to occur if commensurate services are not scaled up.



Credit: OCHA South Sudan/Anthony John Burke

2019 TIMELINE



Increased risk of Ebola transmissions into South Sudan

First SSHF Standard Allocation to support the **implementation of 2019 HRP**
CERF Rapid Response Allocation to strengthen **Ebola** preparedness in South Sudan

Increased needs from 7.2 million PiN, up from 7.1 million estimated in the 2019 HNO
Increased risk of water-borne diseases

First SSHF Reserve Allocation to support the implementation of **critical WASH services**
CERF RR Allocation to support the provision of **life-saving assistance**

Heavier than normal rains start in part of South Sudan

Increased levels of unmet humanitarian needs

Second SSHF Standard Allocation to support unmet needs and the implementation of the **2019 HRP sectoral prioritization**

Devastating impact of floods, since June 2019

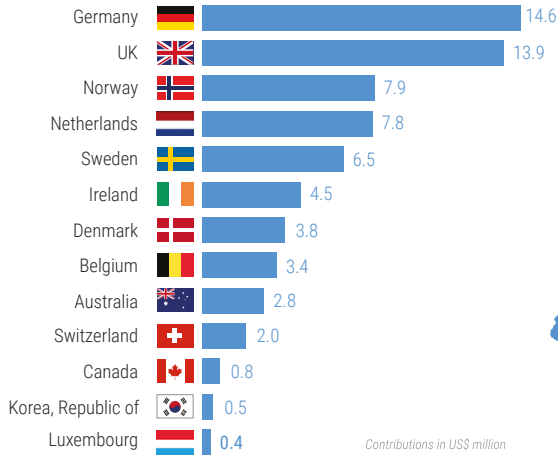
Second SSHF Reserve Allocation to respond to the devastating impact of **floods**
CERF RR Allocation to scale up the response to the impact of **floods**

HRP 2020 launched

SOUTH SUDAN HUMANITARIAN FUND AT A GLANCE

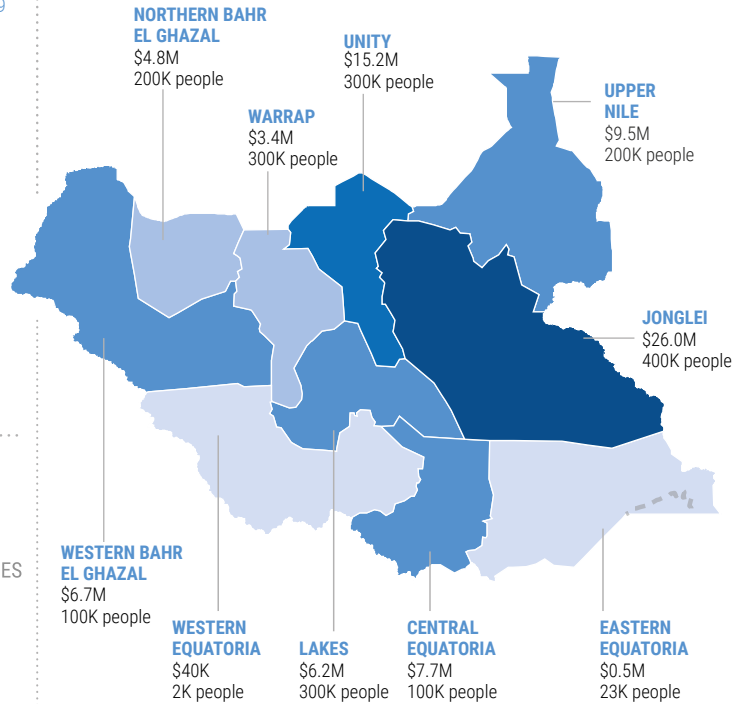
2019 ALLOCATION

\$68.9M
CONTRIBUTIONS



\$80M
ALLOCATIONS

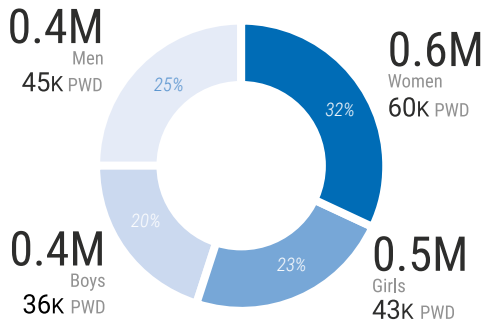
1.9M
PEOPLE TARGETED



1.9M
PEOPLE TARGETED

185K
PEOPLE WITH DISABILITIES

For people reached visit: http://bit.ly/CBPF_overview

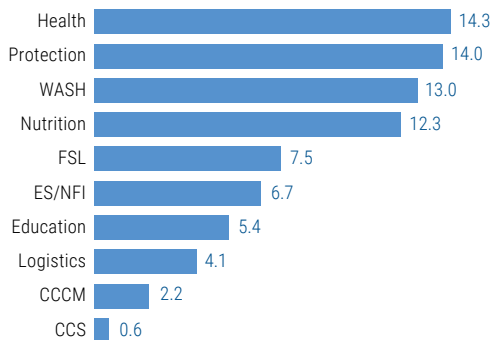


120
PARTNERS

314
PROJECTS

ALLOCATIONS BY CLUSTER

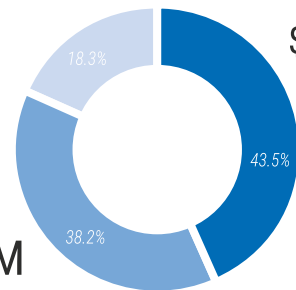
6.6% OF 2019 HRP REQUIREMENTS (IN US\$ MILLION)



\$14.6M
UN agencies
7 Partners
25 Projects

\$30.6M
National NGOs
65 Partners
154 Projects

\$34.8M
International NGOs
48 Partners
135 Projects



RESULTS REPORTED IN 2019

\$65.5M
ALLOCATIONS

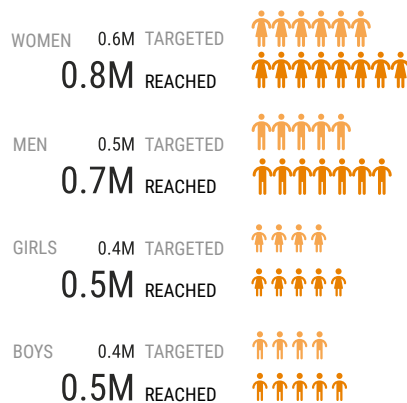
2017
\$5.8M
ALLOCATIONS

2018
\$33.9M
ALLOCATIONS

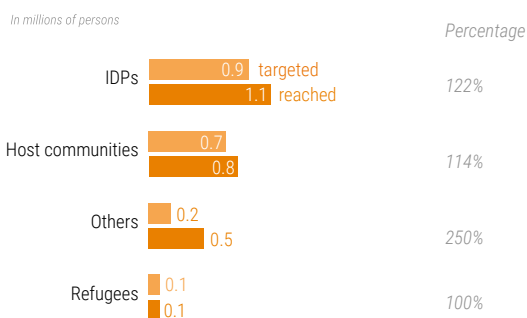
2019
\$25.8M
ALLOCATIONS

Total amount of funding for projects that have final narrative reports approved during the reporting period 1 February 2019–31 January 2020 (disaggregated by allocation year).

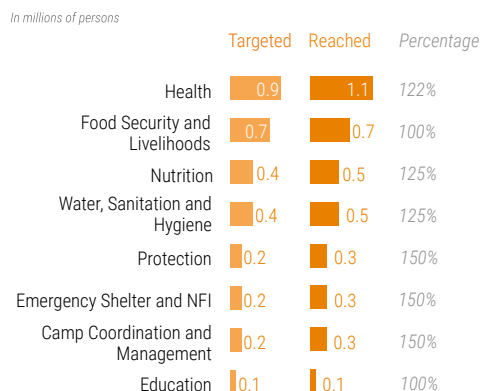
1.9M PEOPLE TARGETED | **2.5M** PEOPLE REACHED



PEOPLE TARGETED AND REACHED BY TYPE

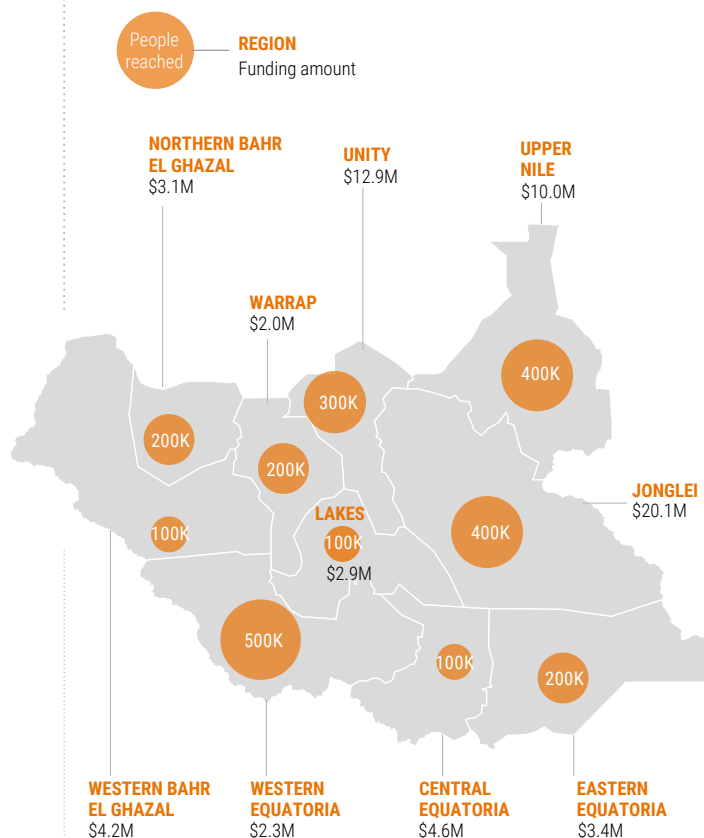


PEOPLE TARGETED AND REACHED BY CLUSTER



Results are based on 2019 data and may be underreported as implementation of projects and project-level reporting often continues into the subsequent year.

PEOPLE REACHED AND FUNDING BY REGION



Results presented above are based on 2019 data and may be underreported as implementation of projects and project level reporting often continues into the subsequent year. Cluster results includes specific 'cluster' targets and achievements.

2019 IN REVIEW

ABOUT THE SOUTH SUDAN HUMANITARIAN FUND

SSHF basics

The SSHF is a multi-donor CBPF established in 2012 to support the timely allocation and disbursement of donor resources to address the most urgent humanitarian needs and assist the most vulnerable people in South Sudan.

The SSHF is an important funding mechanism to enable timely, coordinated and effective humanitarian response in South Sudan. It is distinguished by its focus, flexibility, ability to boost response through targeted allocations and by its contribution to strengthening humanitarian coordination and leadership.

The Humanitarian Coordinator (HC) for South Sudan oversees the Fund and decides on funding allocations. Since inception of the Fund in 2012, the OCHA Humanitarian Financing Unit (HFU) and the UNDP Technical Secretariat (as the managing agent for NGOs) jointly supported the HC. However, as from 1 January 2020, OCHA will be the Managing Agent for NGOs and support the HC on a day-to-day basis.

The SSHF Advisory Board, comprising representatives from donors, UN agencies and NGOs, provides strategic advice to the HC, while the South Sudan cluster coordination structure – cluster coordinators and the Intercluster Coordination Group – supports the prioritization of humanitarian needs for SSHF funding.

What does the SSHF fund?

The SSHF channels funds to activities that have been prioritized as the most urgent and strategic to address critical humanitarian needs in South Sudan in close alignment with the country's humanitarian response plan (HRP). It also provides immediate response to sudden-onset, unforeseen crises.

Who can receive SSHF funding?

The Fund provides grants to eligible national and international NGOs, and United Nations agencies, funds and programmes in South Sudan. Funds are channelled to partners that are best placed to effectively implement priority activities in accordance with specific allocation strategies, its operational manual and humanitarian principles.

To become eligible for SSHF funding, partners (NGOs and UN representatives) must demonstrate through a rigorous capacity assessment that they possess the necessary structures, systems and abilities to meet the Fund's robust

accountability standards and ensure they could effectively use the resources.

Who sets the Fund's priorities?

The HC, in consultation with the SSHF Advisory Board and upon the recommendation of the Intercluster Coordination Group, determines the most critical needs to be addressed, and the corresponding top priority activities and locations. Cluster coordinators work with partners to define cluster-specific priorities in support of the overarching allocation strategy.

How are projects selected for funding?

Funds are usually allocated through two standard allocations, early in the year and at mid-year, to support top priorities in South Sudan's HRP. The HFU develops an allocation strategy in collaboration with the Intercluster Coordination Group and the SSHF Advisory Board, before final review and approval by the HC. The allocation strategy provides the framework for the submission of project proposals by partner organizations, which are reviewed by the SSHF Strategic Review Committee (SRC).

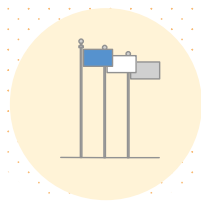
Project proposals that are recommended for funding are subjected to technical review prior to final approval by the HC.

In addition to standard allocations, a reserve allocation mechanism allows for rapid and flexible disbursement of funds in the event of unforeseen emergencies. Submission of proposals may in some cases be by invitation and based on the specific humanitarian situation that the allocation intends to address.

Who provides the funding?

The SSHF is funded with contributions from UN Member States, but can also receive contributions from individuals and other private or public sources. Since its inception in 2012 to the end of 2019, the Fund has received US\$764 million from donors.

HOW DOES THE SOUTH SUDAN HUMANITARIAN FUND WORK?



DONOR CONTRIBUTIONS

Donors contribute to the humanitarian funds before urgent needs arise.



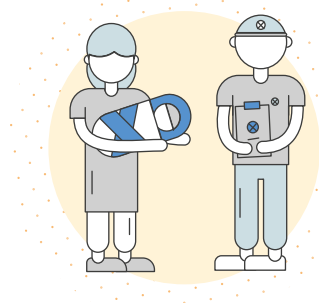
IDENTIFYING HUMANITARIAN NEEDS

Aid workers on the ground identify the most urgent types of humanitarian assistance that affected people need.



MANAGING FUNDS

Contributions are pooled into single funds.



ALLOCATING FUNDS

Based on expert advice from aid workers and on needs, the Humanitarian Coordinator allocates CBPF funding.




REQUESTING FUNDS

Humanitarian partners work together to prioritize life-saving relief activities. They request CBPF funding through the Humanitarian Coordinator.



HUMANITARIAN RESPONSE

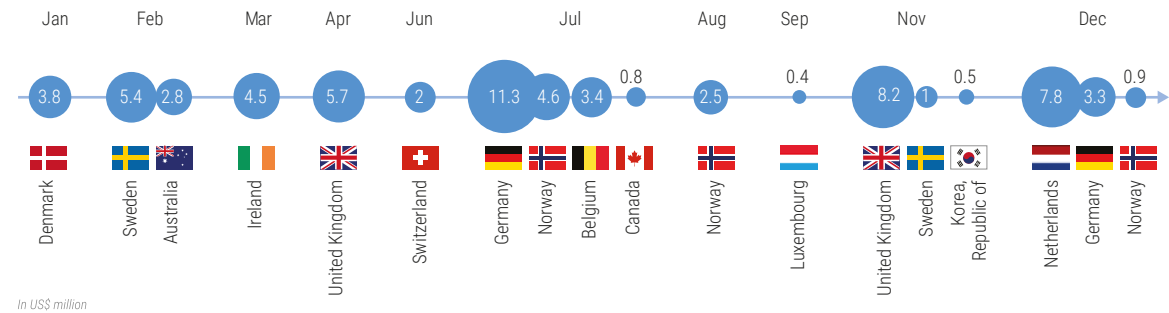
Relief organizations use the money for urgent aid operations. They always track spending and impact, and report back to the Humanitarian Coordinator.



2019 IN REVIEW

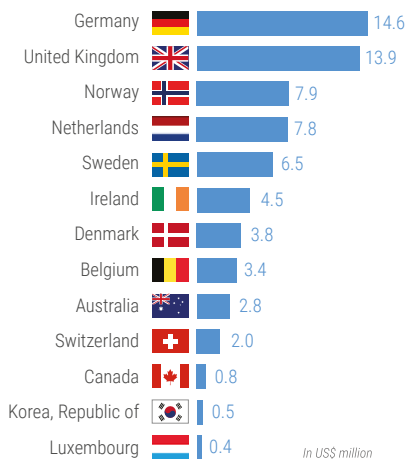
DONOR CONTRIBUTIONS

CONTRIBUTIONS TIMELINE



DONOR CONTRIBUTIONS

\$68.9M
CONTRIBUTIONS



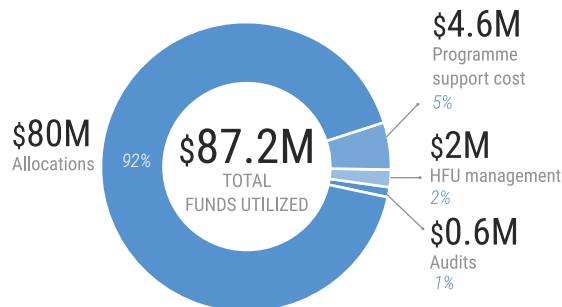
Donors continued providing strong support to the SSHF in 2019, depositing US\$68.9 million between January and December, which came in addition to US\$51.3 million in uncommitted funds carried over from 2018. Donor confidence and generous funding allowed the SSHF to strategically support humanitarian partners deliver urgent and life-saving humanitarian activities in South Sudan.

Despite receiving slightly less in contributions than in 2018, sustained support demonstrates donor confidence and trust in the SSHF’s allocation and accountability of resources. A total of thirteen donors contributed to the Fund with Germany contributing the most, followed by the United Kingdom, Norway, the Netherlands, Sweden, Ireland, Denmark, Belgium, Australia, Switzerland, Canada, the Republic of Korea and Luxembourg. All of these donors had also contributed to the Fund in 2018.

Fund utilization

With generous support from donors, the Fund utilized US\$87.2 million in 2019. This includes US\$79.9 million allocated to addressing humanitarian needs in South Sudan, US\$4.6 million to programme support costs, US\$2 million to HFU management costs and US\$0.7 million to auditing costs. This represents a significant increase in funds utilized compared to 2018 of US\$59.4 million. Although more funding was channelled to the Fund in 2018, most of it was received in the last quarter and carried over to 2019.

UTILIZATION OF FUNDS



Deposits per quarter

Contributions in the last quarter of 2018 and early commitments in 2019 enabled the Fund to allocate resources strategically. About 24 per cent of funds, or US\$16.6 million, were received in the first quarter. In addition to US\$51.3 million carried over from 2018, this allowed a First Standard Allocation, aimed at kick-starting activities aligned with the strategic objectives of the 2019 HRP. Funds received in the second quarter (US\$7.7 million)

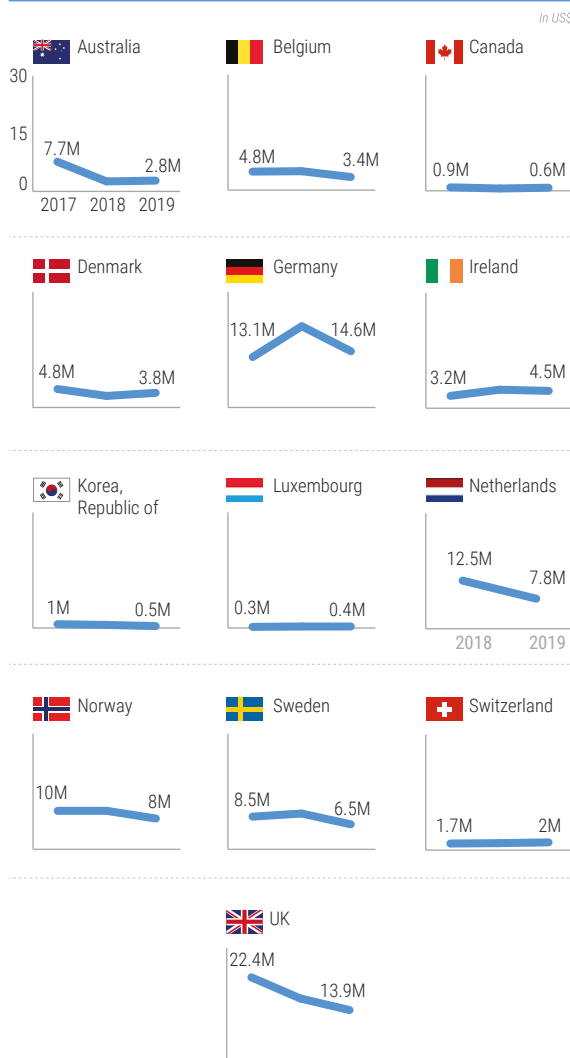
allowed a reserve allocation of US\$0.1 million to address critical humanitarian WASH needs in Mangateen. In the third quarter of the year, 33 per cent or US\$22.9 million allowed a Second Standard Allocation to support unmet needs and the implementation of sectoral activities that were in line with 2019 HRP priorities. In the last quarter, US\$21.7 million (31 per cent of the contribution) was received, which triggered a second reserve allocation of US\$10 million to respond to the immediate needs of people affected by flooding in South Sudan.

Funding trends

Donors continuously supported the humanitarian response in South Sudan by channelling funds through the SSHF. Contributions peaked in 2014 (US\$132.4 million) in response to preventing famine. This was followed by a 25 per cent decrease in 2015 (US\$99.4 million). In 2016, a drastic reduction of 41 per cent to US\$58.2 million was seen, at a time when response to 5.1 million people in need of protection and humanitarian assistance was critical. However, a positive trajectory then followed in 2017 and 2018 with only a slight decrease in 2019. Overall, SSHF donor contributions to the total humanitarian funding varies: in 2019 they accounted for 6 per cent of funding received for South Sudan's HRP, 7.3 per cent in 2018 and 6.7 per cent in 2017. Funds channelled through the SSHF in 2019 was 4.6 per cent of the total HRP requirement, less than the global target set at 15 per cent for CBPFs.

The United Kingdom has contributed the largest amount since the Fund's inception in 2012 (US\$294.7 million), followed by Sweden (US\$110.7 million) and Norway (US\$77.2 million). The United Kingdom was the top annual contributor between 2012 and 2017, when it provided more than half of the annual contributions in 2013 and 2015 to the Fund. The United Kingdom was overtaken by Germany in 2018 and 2019, which provided US\$21.1 million and US\$14.6 million in contributions in those years respectively. Despite varying amounts from Australia, Belgium, Canada, Denmark, Germany, Ireland, the Republic of Korea, Luxembourg, the Netherlands, Norway, Sweden, Switzerland and the United Kingdom between 2017 and 2019, they maintained their support as key SSHF donors. In addition, new donors such as Azerbaijan and Sri Lanka supported the Fund contributing in 2017, and the United Nations Foundation in 2018. This trend demonstrates their commitment to support the humanitarian response in South Sudan by channelling funds through funding mechanisms such as SSHF.

DONOR TREND



* UNF contributed US\$142,710 in 2018

DONOR WITH MULTI-YEAR FUNDING

United Kingdom **\$29.0M** 2018–2019

Multi-year donor contributions

The SSHF played a key role in achieving multi-year predictable humanitarian funding by securing approximately US\$29 million in 2018 through the United Kingdom. Although funding channelled through the SSHF is based on an annual decision process, with no guarantee of follow-on funding, multi-year funding has enabled a more innovative, creative and strategic process.

2019 IN REVIEW

ALLOCATION OVERVIEW

Coordinated response

In 2019, the SSHF provided a mechanism for donors to pool their contributions into a single, un-earmarked fund to support local humanitarian efforts. A total of US\$68.9 million was received in new contributions, together with US\$51.3 million carried over from 2018, bringing available funds to US\$120.5 million over the year. Of the total receipts, US\$80 million was allocated in 2019, which enabled humanitarian partners in South Sudan to deliver timely, coordinated and principled assistance to the most vulnerable people affected by crisis in priority locations.

The SSHF ensured rigorous prioritization guided by needs-based principles, including the degree or acuteness of needs and the proportion of people affected. The prioritization process ensured the most efficient use of limited resources through strengthening collective, intercluster prioritization by the Intercluster Coordination Group, and mapping of other funding through ongoing coordination with other major humanitarian donors.

Timely and prioritized response

The SSHF allocated 88 per cent or US\$70.1 million of the total funds distributed through the standard allocations (first and second standard allocation rounds) and 12 per cent or US\$9.9 million through the reserve allocation.

At the beginning of the year, the SSHF allocated US\$34.4 million through the first standard allocation to support priority project activities in 28 targeted administrative counties where humanitarian needs were most severe due to the compound effects of displacement, food insecurity, protection risks and lack of access to basic services. The allocation kick-started 2019 South Sudan HRP humanitarian response activities before bilateral donor funding had materialized.

The SSHF activated the reserve allocation in the second quarter, assigning US\$0.1 million to support timely provision of sanitation and hygiene services to vulnerable internally displaced people in Mangateen, Juba, when existing programmes risked closure due to lack of funds.

In the third quarter of the year, the SSHF allocated US\$36 million through the second standard allocation to complement other bilateral funding in supporting unmet humanitarian needs in 26 priority counties. In the fourth quarter, the SSHF allocated US\$9.7 million through the second reserve allocation to provide urgent and time-

critical support to flood-affected people in 28 counties most impacted by the heavy rains.

Alignment with South Sudan's HRP

The SSHF allocated funding based on identified humanitarian needs and priorities in line with the strategic objectives of the 2019 South Sudan HRP. Overall, SSHF allocated funding accounts for 7 per cent of the US\$1.15 billion funding received for projects listed in the 2019 HRP.

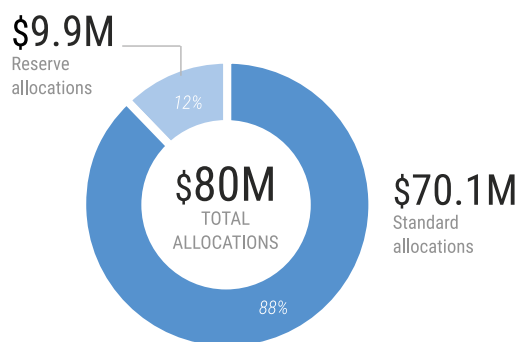
In line with the humanitarian context in the country, a large proportion of the funds (US\$47.4 million or 59 per cent) were allocated to address acute needs through Strategic Objective 1 of the HRP (SO1): "Save lives by providing timely and integrated multisectoral assistance and services to reduce acute needs among the most vulnerable women, men, girls and boys". Twenty-nine per cent (US\$22.7 million) of the total allocated funds was allocated to Strategic Objective 2 (SO2): "Protect vulnerable women, men, girls and boys through provision of specialized and integrated services", while 12 per cent (US\$9.8 million) of the allocated funds supported Strategic Objective 3 (SO3): "Support at-risk communities to promote and sustain their resilience to acute shocks and chronic stresses".

Reaching vulnerable people with life-saving humanitarian assistance

The SSHF reached 2.5 million people with humanitarian assistance across various sectors in 2019. Those reached included 1.1 million internally displaced people, 0.8 million in host communities, 0.1 million refugees and another 0.5 million uncategorized people such as those in transit sites.

The health cluster reached the most people (1.3 million) with various health care services at static health care facilities and through mobile response. Other sectors had varied levels of achievement based on needs and cost of response, including 0.8 million people reached with food security and livelihoods support, 0.6 million people with nutrition services, 0.6 million people with access to WASH services, 0.3 million people with protection services, 0.3 million people with shelter and non-food items (NFIs) support, 0.3 million with camp coordination and management and 0.1 million people, mainly children, with education or learning services.

ALLOCATIONS BY TYPE



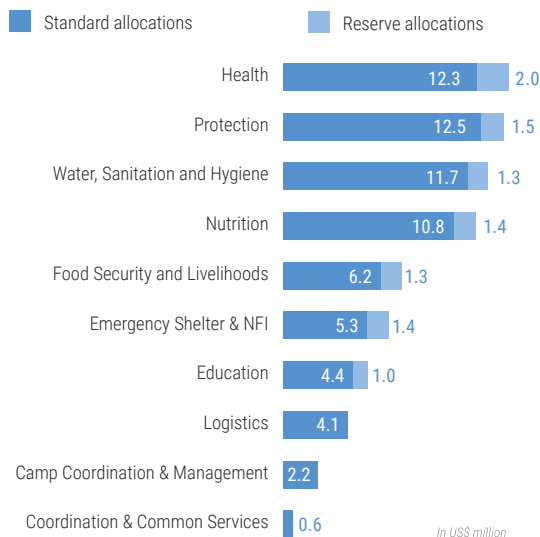
ALLOCATIONS BY STRATEGIC FOCUS

- S01** Save lives by providing timely and integrated multi-sector assistance and services to reduce acute needs among the most vulnerable women, men, girls and boys
- S02** Protect vulnerable women, men, girls and boys through provision of specialized and integrated services
- S03** Support at-risk communities to promote and sustain their resilience to acute shocks and chronic stresses

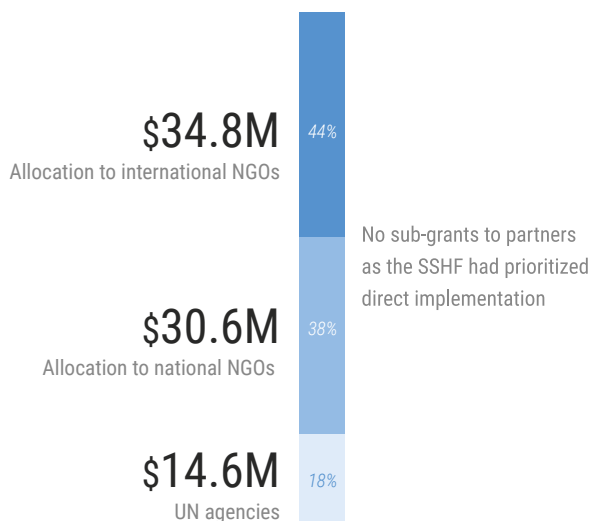
Allocations by strategic focus



ALLOCATIONS BY CLUSTER

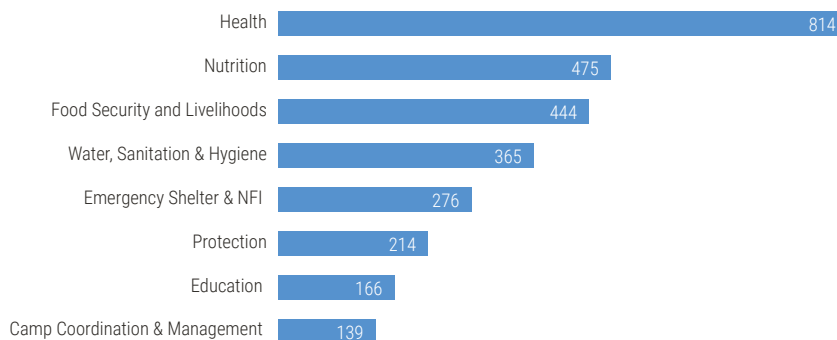


SUB-GRANT BY PARTNER TYPE



PEOPLE TARGETED BY CLUSTER

In thousands of persons



GENDER MARKER PROJECTS

JANUARY–DECEMBER 2019

	Allocations in US\$ million	%	Projects
4 Likely to contribute to gender equality including across age groups	36.8	46.0%	123
2a The project is designed to contribute significantly to gender equality	27.1	33.9%	137
3 Likely to contribute to gender equality but without attention to age groups	6.6	8.3%	20
1 The project is designed to contribute in some limited way to gender equality	2.5	3.1%	14
2b The principal purpose of the project is to advance gender equality	2	2.5%	11
4 Not applicable Only used for very small number of projects such as support services	1.6	2.0%	2
0 Does not systematically link programming actions	1.4	1.7%	1
0 No signs that gender issues were considered in project design	1.3	1.6%	2
2 Unlikely to contribute to gender equality (no gender equality measure but includes age consideration)	0.7	0.9%	4

Funding complementarity

Abnormally heavy seasonal flooding devastated large parts of South Sudan in the second half of 2019 and affected some 900,000 people in areas that were already facing high humanitarian needs. In response, the OCHA-managed Central Emergency Response Fund (CERF) and the SSHF allocated a total of US\$24.8 million to humanitarian partners to deliver life-saving assistance to 570,000 flood-affected people. While CERF was used to fill critical gaps in supply pipelines early in the response, SSHF supported frontline activities implemented by non-governmental organizations and United Nations agencies (Annex D).

Rigorous prioritization process

The prioritization process ensured the appropriate allocation of funds across clusters and activities to ensure proper response integration. Allocation by cluster was guided by the intercluster prioritization process. Three quarters of the allocated funds (US\$61 million) went to half of the 10 clusters: health received US\$14.3 million; protection, US\$14 million; WASH, US\$13 million; nutrition, US\$12.3 million; and food security, US\$7.5 million). The other clusters together received a quarter of the allocated funds (US\$20 million): emergency shelter and NFIs, US\$6.7 million; education, US\$5.4 million; logistics, US\$4 million; camp coordination and management, US\$2 million; and coordination and support services, US\$0.6 million.

The SSHF and cluster coordinators provided guidance to partners through the strategic and technical review

process to ensure that the project activities were in line with humanitarian principles and other considerations, such as gender and accountability to the affected population.

As local as possible and as international as necessary

The SSHF remained committed to empowering national and local humanitarian action by increasing the share of financing accessible to local and national humanitarian actors and supporting the enhancement of their capacities to deliver humanitarian programmes. In 2019, the Fund surpassed the global localization target of 25 per cent by channelling 38 per cent or US\$30.6 million of the overall allocation to national NGOs; this is a slight decrease from 39 per cent in 2018. International NGOs received the highest share with 43 per cent or US\$34.8 million, while UN agencies received 18 per cent or US\$14.6 million.

In 2019 funds were allocated to 120 implementing partners, comprising 65 national organizations, 48 international organizations and 7 UN agencies. A total of 314 projects were funded in 2019 with national NGOs, international NGOs and UN agencies accounting for 154, 135 and 25 projects, respectively.

The SSHF also provided a good opportunity to empower local partners through capacity assessments and audits, which identified strengths and areas of improvement for partners, and through training on the SSHF operational requirements and on effective humanitarian programming.

ERC'S STRATEGIC STEERS

In 2019, the Emergency Relief Coordinator (ERC) Mark Lowcock identified four priority areas that are often underfunded and lack the desirable and appropriate consideration in the allocation of humanitarian funding.

These four priority areas were duly considered when prioritizing life-saving needs in the allocation processes.



Support for **women and girls**, including tackling **gender-based violence, reproductive health** and **empowerment**




Programmes targeting **disabled** people



Education in protracted crises



Other aspects of **protection**



The SSHF supported critical GBV services through its partners; GBV risk mitigation through capacity building of technical staff to ensure timely referrals for women and girls, including

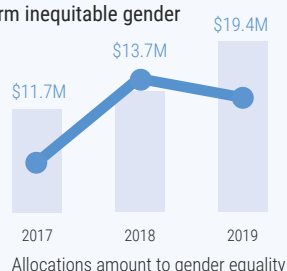
survivors of GBV, setting up of Women and Girls Friendly Spaces (WGFS) – a safe haven where women and girls access critical services including case management and psychosocial support programmes within the community that promote gender equitable social norms to support GBV survivors and to transform inequitable gender relations that drive GBV.

\$3M

Allocations

19 Projects

in 2019 towards GBV interventions



In 2019, the SSHF through its allocation ensured partners clearly demonstrated integration, particularly to support extremely vulnerable and at-risk categories such as older persons, people with disabilities, women- and child-headed households, and vulnerable children. A total of US\$ 8 million (10 per cent) of the allocated funds (US\$ 80 million) was allocated to include people with disability, despite data evidence gaps in South Sudan. Moving forward, the SSHF will work closely with the clusters and other humanitarian partners to systematically mainstream and address issues related to disability, guided by the data in the 2020 Humanitarian Response Plan.

The **SSHF Humanitarian Fund** prioritized programmes targeting disabled people,

10% of total funding




The SSHF has remained instrumental in supporting efforts aimed at ensuring that displaced persons and other civilians in South Sudan are protected and are able to enjoy their rights, including the right to move freely in safety and dignity, and can re-establish their lives without being targeted or discriminated against on account of their ethnic origin or otherwise. In this regard the SSHF has increasingly channeled funds towards protection, from US\$5 million in 2017 to US\$11 million in 2019.

Increasing amount of funding in the **protection** sector

\$11M

allocated in 2019



\$5.3M allocated supporting **16** projects, targeting over **16,000** girls and **28,000** boys in 2019

In the last two years the education cluster strove to increase access to inclusive and protective lifesaving education (formal and non-formal) for children and youth affected by emergencies. With SSHF funding the cluster implemented supplementary feeding and accelerated learning programs among other interventions.

SSHF 2019 ANNUAL REPORT

FUND PERFORMANCE

The SSHF measures its performance against a management tool that provides a set of indicators to assess how well it performs in relation to the policy objectives and operational standards set out in the Global Guidelines for CBPFs.

This common methodology enables management and stakeholders involved in the governance of CBPFs to identify, analyse and address challenges in reaching and maintaining a well-performing fund. CBPFs embody the fundamental humanitarian principles of humanity, impartiality, neutrality and independence, and function according to a set of specific principles: inclusiveness, flexibility, timeliness, efficiency, and accountability and risk management.

PRINCIPLE 1

INCLUSIVENESS

A broad range of humanitarian partner organizations (UN agencies and NGOs) participate in CBPF processes and receive funding to implement projects addressing identified priority needs.

1 Inclusive governance

The Advisory Board has a manageable size and a balanced representation of CBPF stakeholders.

Target

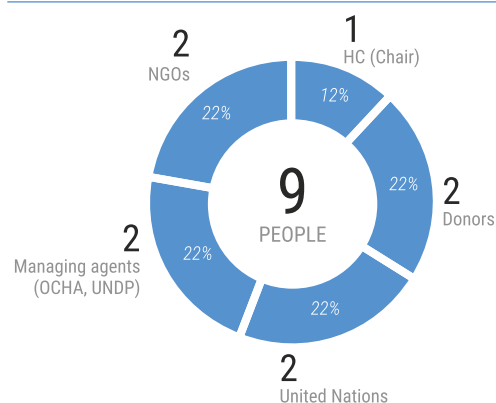
Full composition of 10 full members: two UN agencies (22 per cent); one national NGO (11 per cent); one international NGO (11 per cent); two donors (22 per cent); the HC (11 per cent); one OCHA representative (11 per cent); one UNDP representative (11 per cent); one non-contributing donor, observer (11 per cent).

Full composition of seven alternates: two UN agencies; one national NGO; one international NGO; two donors; one non-contributing donor.

Results

Membership of the Advisory Board was fully constituted throughout 2019 with ten members (including an observer), with support from seven alternates. The members included: the HC, two donor representatives (DFID and Norway); two UN representatives (FAO and UNHCR); one international NGO (Medair); one national NGO (Titi Foundation); one observer (ECHO); OCHA (Head of Office); and UNDP.

COMPOSITION OF ADVISORY BOARD



Analysis

The SSHF advisory composition is reflected in the Fund's operational manual and is revised when membership representation changes. The rotating members (donors, UN agencies, NGOs and the observer) serve for one year;

this, however, may vary based on HC's decision. Alternates (Germany and Netherlands as donors; World Vision as an international NGO; Care for Children and Old Age in South Sudan as a national NGO; International Organization for Migration (IOM) and UNICEF as UN agencies; and USAID as an observer) represented absent rotating members at Advisory Board meetings. Meetings were well attended and the interest among stakeholders to serve on the board remains high.

Follow-up action

Continue ensuring regular rotation across all stakeholders in 2020. Periodically review the Advisory Board's terms of reference.

2 Inclusive programming

The review committees of the Fund have the appropriate size and a balanced representation of different partner constituencies and cluster representatives.

Target

Full composition of the Strategic Review Committee (SRC): Five members comprising the UN, a national NGO, an international NGO, a cluster representative and OCHA's HFU.

Full composition of the Technical Review Committee (TRC): Two members comprising one cluster and one OCHA HFU representative.

Result

The SRC and TRC membership were constituted in accordance to the SSHF operational manual. Five SRC members were part of the review process including representatives from one UN agency (20 per cent), one national NGO (20 per cent), one international NGO (20 per cent), one Cluster Coordinator or Co-coordinator (20 per cent) and the OCHA HFU (20 per cent). The OCHA HFU actively participates in, facilitates and supports the work of the SRCs, and may also take part in making decisions when necessary. The TRCs were constituted in line with the recommended minimum composition, one Cluster Coordinator or Co-coordinator (50 per cent) and a representative of OCHA'S HFU (50 per cent). The TRC is a subset of the SRC and assesses the technical soundness and financial quality of project proposals recommended by the SRC.

PRINCIPLE 1

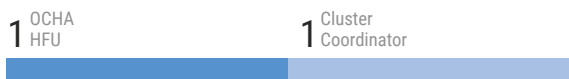
INCLUSIVENESS

REPRESENTATIVES IN THE COMMITTEE

of representatives that participated on average in Strategic Review Committee



of representatives that participated on average in Technical Review Committee



Analysis

The membership of an SRC was determined by the Cluster Coordinator in consultation with cluster partners, and with consideration to balanced representation. The composition is in line with the 2019-revised operational manual. The TRC membership conformed to the minimum requirement, while ensuring technical and financial expertise.

Follow-up action

Continue to ensure: a diverse and balanced representation, by gender and organization type, on the SRCs and TRCs; transparency in the committees' decision-making; and high-quality and prompt feedback to all submitting organizations. OCHA'S HFU will continue to advocate for and enforce regular rotation of SRC membership, and work towards gender balance in the committees' compositions.

3 Inclusive implementation

CBPF funding is allocated to the best-positioned actors, leveraging the diversity and comparative advantages of eligible organizations.

Target

At least 25 per cent of total funds are allocated to national NGOs (as per the global Grand Bargain target).

All allocations (100 per cent) are aligned with clusters and geographical areas prioritized in the allocation strategy.

Result

Overall, 83 per cent of the total funding allocated supported NGOs and 17 per cent supported UN agencies. However, 38 per cent (US\$31 million) of the total funds allocated (US\$80 million) was channelled to national NGOs.

All of the allocated amounts (100 per cent) were in line with the clusters' priority needs and prioritized geographical areas as defined in the allocation strategy.

Analysis

The Fund's focus is to support the partners who are best placed to deliver assistance in South Sudan's complex environment, while also supporting the Grand Bargain commitment. In 2019, the SSHF allocated 83 per cent of its funds to best-placed humanitarian partners (NGOs) with access, presence and operational readiness to respond. The Fund surpassed the Common Performance Framework and Grand Bargain commitment target of at least 25 per cent of funds channelled to frontline responders, particularly national partners.

Follow-up action

Continue to expand the pool of eligible partners of the Fund and, at the same time, promote engagement with national partners through training to strengthen their capacity in project design, implementation and compliance with SSHF guidelines.

4 Inclusive engagement

Resources are invested by OCHA's Humanitarian Financing Unit (HFU) in supporting the capacity of local and national NGO partners within the scope of CBPF strategic objectives.

Target

Training undertaken on the programme cycle (project design, allocations process), reporting, revisions and financial processes (audits, disbursements).

A target of 500 training attendees, of which 70 per cent rate their training as 'very useful'.

Result

Three trainings of partners were conducted in Juba, which focused on building their capacity to manage and implement SSHF projects. Topics ranged from programmatic to financial issues, compliance, operational modalities, risk management, proposal development and OCHA-UNDP Managing Agent function. A total of 577 people were trained – 66.4 per cent from national and 31.5 per cent from international NGOs and 2.1 per cent from UN agencies. All of the respondents (100 per cent) rated the training as 'very useful'.

TRAININGS



3 trainings



179 NNGOs trained



383 total people trained from NNGOs

Training type	Organization type	# of organizations trained	# of people trained
SSHF Project Implementation	UN	3	3 people
	INGOs	32	72 people
	NNGOs	52	181 people
SSHF Project Proposal Development	UN	3	9 people
	INGOs	30	61 people
	NNGOs	77	109 people
MA Transition	UN	0	0 people
	INGOs	30	49 people
	NNGOs	50	93 people
Total		277	577 people

Analysis

Partner training plays a key role in driving the management of the SSHF. Close collaboration and continuous engagement with partners through training aims to ensure compliance with the Fund's operational guidelines. Further training builds the capacity of SSHF partners, while enlarging the pool of recommended best-placed partners for SSHF funding. A partner-satisfaction survey helps identify areas on which to focus training and creates an opportunity for partners to improve in specific areas.

Follow-up action

The management of SSHF will continue to provide training for partners – collectively and one-on-one – before an allocation. Based on a partner-satisfaction survey, SSHF will also conduct trainings related to monitoring and evaluation modalities, financial programming and accountability, as well as regular clinics on the Grant Management System.



“Partner training plays a key role in driving the management of the SSHF.”

PRINCIPLE 2

FLEXIBILITY

The programmatic focus and funding priorities of CBPFs are set at the country level and may shift rapidly, especially in volatile humanitarian contexts. CBPFs are able to adapt rapidly to changing priorities and allow humanitarian partners to identify appropriate solutions to address humanitarian needs in the most effective way.

5 Flexible assistance

CBPF funding for in-kind and in-cash assistance is appropriate.

Target

Some US\$0.4 million (or 1 per cent of total amount allocated) goes to cash assistance.

Result

Tracking cash and in-kind assistance programming was made easier through the Grant Management System. At least one per cent of SSHF’s allocation (US\$0.4 million) was channelled as cash and in-kind assistance through protection, shelter and non-food items and WASH projects.

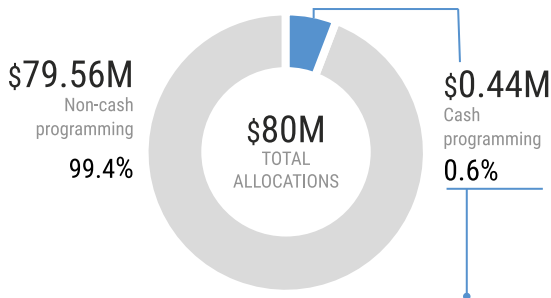
Analysis

Cash and in-kind assistance continues to be an instrumental mode of response in South Sudan as it provides greater choices and broader options regarding the lives of those affected. More than US\$435,000 was allocated through cash and in-kind assistance; 96 per cent of assistance was provided by NGOs; and 60 per cent was through unconditional programming. The inter-agency Cash Working Group provided technical support to clusters and strengthened coordination and coherent approaches among existing cash programming actors with the aim of mainstreaming humanitarian response, both geographically and programmatically.

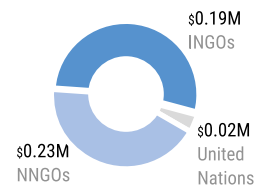
Follow-up-action

The SSHF will continue to fund cash-based and in-kind programming where feasible, and track such programmes using the Grant Management System.

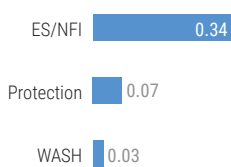
PROPORTION OF CASH TRANSFER



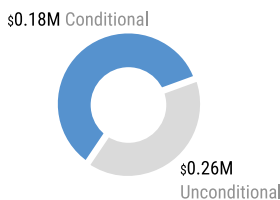
BY ORGANIZATION TYPE



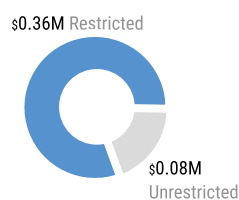
BY SECTOR (IN US\$ MILLION)



BY CONDITIONALITY



BY RESTRICTIONS



6 Flexible operation

CBPF Funding supports projects that improve the common ability of actors to deliver a more effective response.

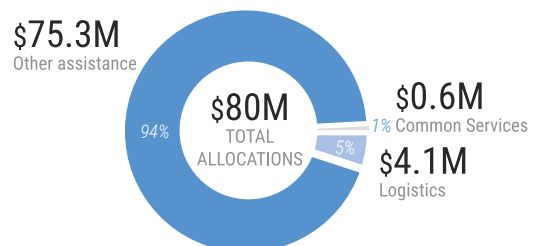
Target

Ten per cent of the total amount allocated supports common enabling services.

Result

Some US\$4.7 million (6 per cent) was allocated under logistics and coordination and common services aiming to promote effective and principled delivery of humanitarian assistance by humanitarian partners in South Sudan, as well as ensuring a quality needs-based and accountable response to affected people. Logistical support – air and road transport – played a key role in effective service delivery, especially during the flood response.

ALLOCATION THROUGH COMMON SERVICES



PRINCIPLE 2

FLEXIBILITY

Analysis

Most funding channelled through frontline response reflects the Fund’s focus on direct implementation and support for service delivery. It also demonstrates the Fund’s flexibility as a funding mechanism that can provide support to common services when urgent need arises.

Follow-up action

Continuing support to common services and logistics when need arises to ensure effective frontline service delivery.

7 Flexible allocation process

CBPF funding supports strategic planning and response to needs identified in the HRP’s and sudden-onset emergencies through the most appropriate modalities.

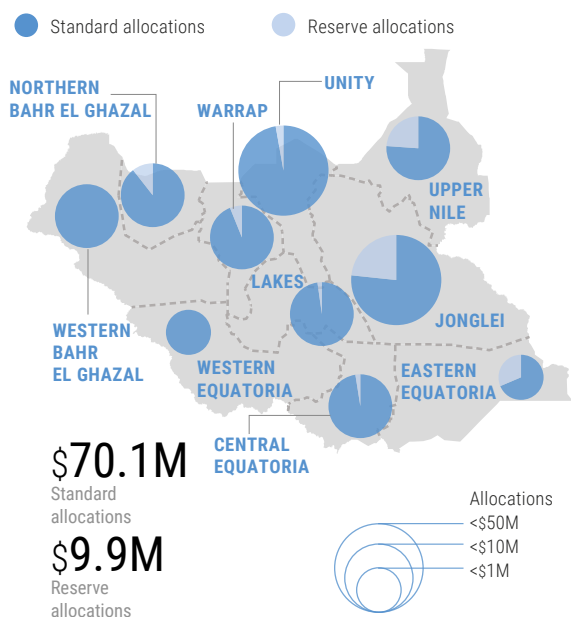
Target

75–90 per cent of all funding is provided as standard allocations and 10–25 per cent as reserve allocations.

Result

In 2019 the SSHF allocated US\$70.1 million (88 per cent) through standard and US\$9.9 million (12 per cent) through reserve allocations in support of the ten states in South Sudan.

ALLOCATION TYPE BY REGION



Analysis

The SSHF retained the funding bracket for reserve and standard allocations as prescribed in the Common Performance Framework. The standard allocation addressed cluster priorities as defined in the 2019 HRP and supported response to unmet needs, while the reserve allocation was used to support response to floods in flood-affected counties and address critical WASH needs in Mangateen. Both types of allocations were pivotal in ensuring continuity in programming by boosting response through early funding sources or towards the end of the year.

Follow-up action

The SSHF will continue to advocate for early donor contributions to enable proper planning of allocations and to ensure the appropriate management of funds to support strategic priorities, while remaining flexible to support emerging needs and critical funding gaps.

8 Flexible implementation

CBPF funding is successfully reprogrammed at the right time to address operational and contextual changes.

Target

An average of 15 working days to process project revision requests – from the submission of the revision request by the partner, to the overwrite of the project in the Grant Management System.

Number of revisions and type of revisions processed to the overall number of projects under implementation.

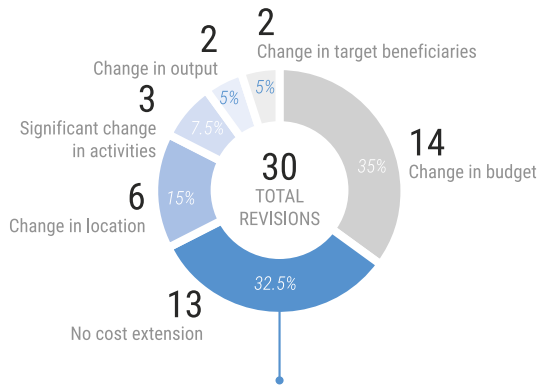
Result

In 2019, the HFU processed 30 revisions from 28 projects within an average of nine working days from the submission of the project revision to the final approval and overwrite of the project in the Grant Management System.


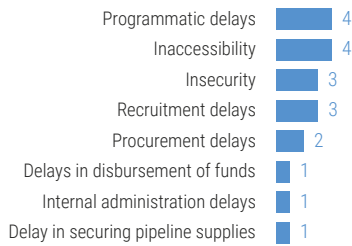
PRINCIPLE 2

FLEXIBILITY

NUMBER AND TYPE OF REVISIONS IN 2019



REASONS FOR NO COST EXTENSION



“Flexibility of the HFU to reprogramme was demonstrated through project modification.”

Analysis

Flexibility of the HFU to reprogramme was demonstrated through project modification. Reprogramming involved no-cost extensions, significant change in activities, budget revision, and changes in location, target beneficiaries and outputs. The revisions were largely due to delays in project implementation, security constraints, inaccessibility and delays in recruitment. SSHF funding was reprogrammed successfully at the right time to address operational and contextual changes. For example, nine projects were reprogrammed to support time-critical needs during floods in South Sudan. The revision requests were justified and endorsed by the cluster coordinators and approved by the HC.

Follow-up action

Ensure revised guidelines on revision are shared with SSHF partners and that training is provided on revision processes as an OCHA management function in 2020.

PRINCIPLE 3

TIMELINESS

CBPFs allocate funds and save lives as humanitarian needs emerge or escalate.

9 Timely allocation

CBPFs allocation processes have an appropriate duration.

Target

An average of 24 working days from the launch of the standard allocation process to HC approval of projects.

An average of 15 working days from the launch of the reserve allocation process to HC approval of projects.

Result

Milestones	Category	2017	2018	2019
From allocation closing date to HC signature of the grant agreement	Standard Allocations	23	22	28
	Reserve Allocations	11	15	10

The average number of working days from the launch of the standard allocation process to HC approval of projects was 28 days.

The average number of working days from the launch of the reserve allocation process to HC approval of projects was 12 days.

The average number of working days from closing date to the HC's signature of the grant agreement was 10 days for reserve and 28 days for standard allocations.

Analysis

The SSHF demonstrated efficiency in managing four allocation rounds that were strategic or responded to the changing humanitarian situation in South Sudan. A first standard allocation promoted the 2019 HRP's strategic priorities. This was followed by a reserve allocation addressing critical WASH interventions in Mangateen. A second standard allocation in the second half of the year promoted integrated response. This was followed by a reserve allocation to respond to floods. Compared to 2017 and 2018, the reserve allocation process took a shorter time, but the standard allocation process took slightly longer due to the new multi-cluster approach.

Follow-up action

Ensure an effective allocation process by continuous development of partners' technical capacity through trainings and engagement in the entire project cycle.

10 Timely disbursements

Payments are processed without delay.

Target

An average of 11 working days from HC approval of projects to the first payment to NGO partners.

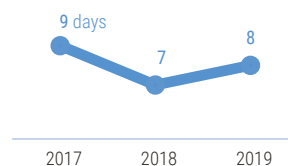
An average of four working days from HC approval of projects to the first payment to UN agency partners.

Result

In 2019, the SSHF took an average of eight days to disburse funds to NGOs and an average of two days to UN agencies. Disbursement to projects funded through standard allocations took an average of eight days, while those funded through the reserve allocation took three days.

AVERAGE WORKING DAYS OF PAYMENT PROCESSING

Average number of days from HC approval of proposal to first payment



Analysis

Disbursements to UN agencies and NGOs were timely and faster than the targets set by the Common Performance Framework. Disbursements through the reserve allocation were faster since the process is used for rapid and flexible allocation of funds to address emerging needs. This was particularly true for the flood response, where immediate response was required to address the needs of 420,000 people affected by flooding. The reserve accommodates allocations that respond to specific humanitarian situations necessitating a coordinated response outside the standard allocations. Only preselected and directly invited partners are eligible to submit funding proposals. On the other hand, standard allocation, supports priorities within the country's HRP and undergoes a more transparent process to ensure effective use of resources.

Overall disbursement for both allocation modalities channelled to SSHF's humanitarian partners in 2019 took an average of 8 days, slightly higher than 2018 and lower than 2017.

PRINCIPLE 3

TIMELINESS

Follow-up action

Continue to ensure timely disbursement of funds and effective use of available resources.

11 Timely contributions

Pledging and payment of contributions to CBPFs are timely and predictable.

Target

Distribution of total contributions per quarter: 10 per cent in the first quarter (Q1), 40 per cent in the second (Q2), 10 per cent in the third (Q3) and 40 per cent in the fourth (Q4). The time required for each donor to pay pledges falls into the following categories: less than or equal to one month; between one and three months; and more than three months).

Result

Q1: US\$16.6 million (24 per cent of the total contribution) was received from Australia, Denmark, Ireland and Sweden.

Q2: US\$7.7million (11 per cent of the total contribution) was received from Switzerland, the United Kingdom, Ireland and Norway.

Q3: US\$22.9 million (33 per cent of the total contribution) was received from Belgium, Canada, Germany, Luxembourg and Norway.

Q4: US\$21.7 million (31 per cent of the total contribution) was received from Germany, the Netherlands, Norway, the Republic of Korea, Sweden and the United Kingdom.

Some US\$53 million (77 per cent of the contributions) were received in less than one month from the donors' pledges.

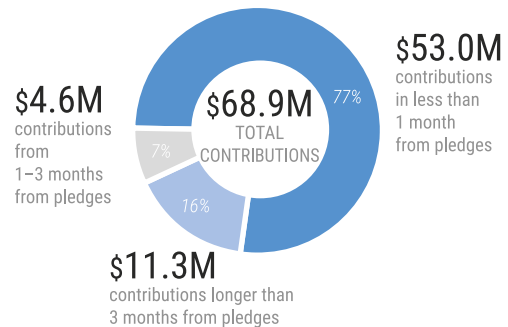
Analysis

Resources made available in the first half of the year (US\$24.3 million), together with funds carried over from 2018, triggered the first standard allocation and first reserve response to the critical WASH needs in Mangateen. Additional commitments during the second half of the year (US\$44.6 million) enabled the Fund to respond to HRP priorities through a second standard allocation and addressed emerging needs as a result of flooding in South Sudan. Although US\$53 million was received in less than one month of the pledges being made, unpredictable amounts of donor contributions and timing continues to limit the Fund's ability to effectively plan allocations around the seasonal requirements.

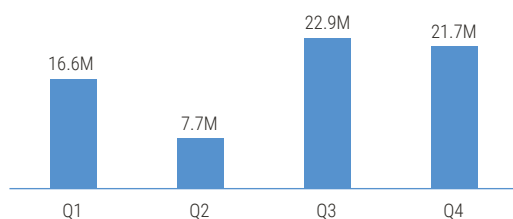
Follow-up action

Continue to advocate at the global and country levels for early and predictable funding, while encouraging donors to commit to multi-year funding. Ensure to maintain traditional donors, by keeping them abreast of the SSHF, at the same time as attracting new donors.

CONTRIBUTIONS TIMELINESS



CONTRIBUTIONS PAID TIMELINE



PRINCIPLE 4

EFFICIENCY

Management of all processes related to CBPFs enables timely and strategic responses to identified humanitarian needs. CBPFs seek to employ effective disbursement mechanisms, which minimize transaction costs while operating in a transparent and accountable manner.

12 Efficient scale

CBPFs have a significant funding level to support the delivery of the country’s HRP.

Target

Five per cent of South Sudan’s HRP funding requirements are channelled through the SSHF. Seven per cent of all HRP-secured funding is channelled through the SSHF. Fifteen per cent of HRP funding received.

Result

The 2019 SSHF allocation of US\$80 million represented 5 per cent of the total HRP requirement (US\$1.5 billion), and 7 per cent of the total HRP funding (US\$1.14 billion). The SSHF funded 314 projects with activities aligned to South Sudan’s HRP priorities and strategic objectives.

Analysis

The SSHF contributed to South Sudan’s HRP by making up 5 per cent of the total requirement and 7 per cent of funding received through the appeal. This was an increase from the SSHF’s 2018 allocation of US\$53 million, which made up 3 per cent (US\$1.7 billion) of the total requirement and 4 per cent of the funding received (US\$1.2 billion). These figures reflect the resources made available to provide life-saving interventions and improvements in the overall humanitarian situation in 2019. With increased donor confidence, 7 per cent of HRP funding was channelled through the SSHF in 2018, half of the target of 15 per cent identified during the World Humanitarian Summit.

Follow-up action

Continuous advocacy and collective engagement with donors locally and at their headquarters level to support South Sudan’s HRP through a funding mechanism such as the SSHF.

13 Efficient prioritization

CBPF funding is prioritized in alignment with the HRP.

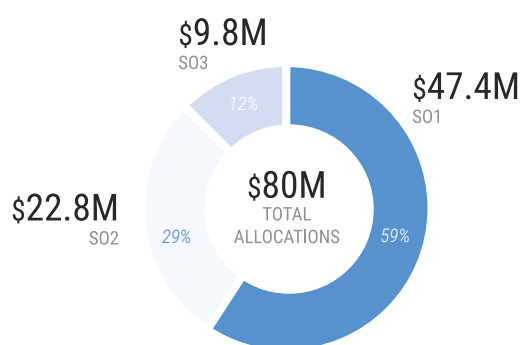
Target

All of the SSHF funds (100 per cent) are allocated to projects in South Sudan’s HRP. All allocations (100 per cent) are aligned with clusters and geographical areas prioritized in the allocation strategy.

Result

All of the funds (100 per cent) were allocated to projects in the HRP. All 314 projects funded in 2019, amounting to US\$80 million, were strategically aligned to the three strategic objectives of South Sudan’s HRP.

ALLOCATION BY HRP STRATEGIC OBJECTIVES



- S01 Save lives by providing timely and integrated multi-sector assistance and services to reduce acute needs among the most vulnerable women, men, girls and boys
- S02 Protect vulnerable women, men, girls and boys through provision of specialized and integrated services
- S03 Support at-risk communities to promote and sustain their resilience to acute shocks and chronic stresses

Analysis

The SSHF allocations were fully aligned to the HRP’s strategic objectives: more than 50 per cent of the funding was allocated to first strategic priority to “save lives by providing timely and integrated multisectoral assistance and services to reduce acute needs among the most vulnerable women, men, girls and boys”; 29 per cent was allocated to the second strategic priority to “protect vulnerable women, men, girls and boys through provision of specialized and integrated services”; and 12 per cent was allocated to third strategic priority to “support at-risk communities to promote and sustain their resilience to acute shocks and chronic stresses”. All allocation processes ensured that the projects were aligned to these strategic objectives and were in line with the guidance provided in the allocation strategy.

PRINCIPLE 4

EFFICIENCY

Follow-up action

Continue to align SSHF allocations to South Sudan’s HRP strategic objectives and encourage full participation of its partners in the HRP process.

14 Efficient coverage

CBPF funding effectively reaches people in need.

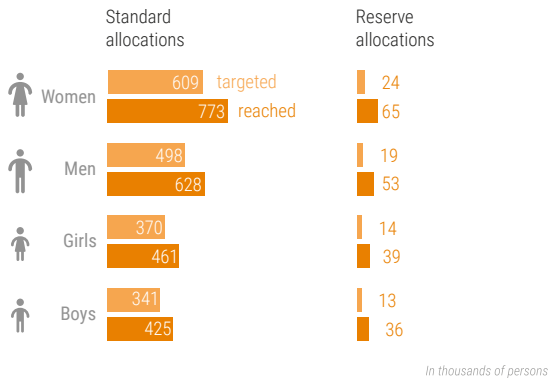
Target

All (100 per cent) of the people targeted for assistance by SSHF-funded projects are reached, disaggregated by gender and age.

Result

At least ten states received support through SSHF funding, reaching more than 100 per cent of the people targeted with humanitarian assistance.

PEOPLE TARGETED AND REACHED BY GENDER AND AGE



Analysis

The number of people reached and targeted is based on reports submitted by projects funded in 2018, and those from 2019’s first standard allocation. Reports for 2019’s second standard and reserve allocations are yet to be written and submitted as the projects are still being implemented. Some 2.5 million people were reached compared to the 1.9 million people targeted. The disaggregated numbers show that slightly more women than men were targeted and reached.

Follow-up action

Ensure disaggregation of the data during proposal development and reporting.

15 Efficient management

CBPF management is cost-efficient and context-appropriate.

Target

The cost of the HFU, as a proportion of total allocations, is targeted at 2 per cent.

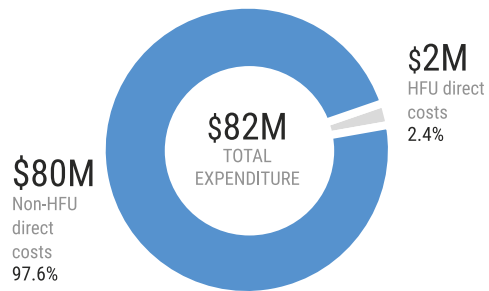
The total cost of SSHF operations (SSHF and UNDP Multi-Partner Trust Fund Office), as a proportion of donor contributions, is targeted at 7 per cent.

Result

Ninety-eight per cent (US\$2 million) of the SSHF cost plan (US\$2.04 million) was utilized. The SSHF operational costs of US\$2 million represented 2 per cent of the overall HFU direct cost expenditure and total allocation (US\$82 million).

The administrative and management cost was 11 per cent of donor contributions (US\$69 million), above the target of 7 per cent.

HFU DIRECT COSTS AGAINST TOTAL EXPENDITURE



Analysis

The approved SSHF costs for 2019 to manage the Fund’s day-to-day operations was US\$2.04 million of which US\$2 million was utilized. This was higher than the 2018 costs (US\$1.7 million), due to additional procurement requirements, travel and other operational costs. The administrative and management costs in 2019 added up to US\$7.3 million (US\$4.6 million UNDP management cost + US\$2 million HFU management cost + US\$0.7 audit cost), which was 11 per cent of the total contributions. This increase in percentage is due to a decrease in contributions compared to the previous year (US\$88 million in contributions and

PRINCIPLE 4**EFFICIENCY**

US\$6 million in administrative and management costs, or 6.7 per cent of total contributions).

Follow-up action

From 2020 onwards, OCHA will be the sole managing agent of the SSHF. In 2020 SSHF's management costs will significantly decrease and UNDP's programme support costs of 7 per cent will be directed to the humanitarian response.

**16 Efficient management**

CBPF management is compliant with management and operational standards required by the CBPF Global Guidelines.

Target

The SSHF operational manual is updated and disseminated on an annual basis.

Result

The SSHF operational manual was revised in the first quarter of 2019. to include a section on indicative workflow for a typical standard allocation process; a generic template for a typical standard allocation paper or call for proposals; detailed information and guidance on the due diligence process and the partner performance index; and guidance on the development of project budgets.

Analysis

The operational manual was revised in April. This 'light' revision of the manual follows the 'light' revision of the CBPF Global Guidelines and its annexes are based on lessons learned and feedback from key stakeholders.

Follow-up action

With the transition of SSHF's managing agent, the 2020 SSHF operational manual will include additional requirements regarding SSHF partner eligibility, new financial processes, risk management, etc. The 2019 operational manual will, however, still be in effect until all 2019 projects are finalized, with joint OCHA–UNDP management functions coming to an end by December 2020.

“CBPF management is compliant with management and operational standards required by the CBPF Global Guidelines.”

PRINCIPLE 5

ACCOUNTABILITY & RISK MANAGEMENT

CBPFs manage risk, and effectively monitor partner capacity and performance. CBPFs utilize a full range of accountability tools and measures.

17 Accountability to affected people

CBPF-funded projects have a clear strategy to promote the participation of affected people.

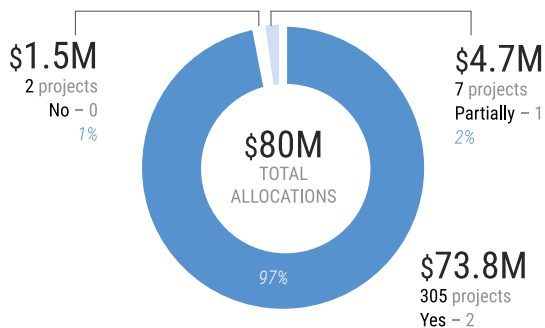
Target

The HFU promotes accountability to affected people and takes it into account when prioritizing projects in the allocation process, as well as during development of the cluster scoping papers and allocation strategy.

Results

Ninety-seven per cent of the proposals included accountability to affected persons, integrating it into the project cycle. The projects include the provision of accessible and functioning feedback and/or compliant mechanisms for beneficiaries.

ACCOUNTABILITY TO AFFECTED PEOPLE



2 The project includes the provision of accessible and functioning feedback and/or compliant mechanisms for beneficiaries

1 The project partially includes the provision of accessible and functioning feedback and/or compliant mechanisms for beneficiaries

0 The project does not include the provision of accessible and functioning feedback and/or compliant mechanisms for beneficiary

Analysis

The Fund demonstrated its commitment to accountability to affected persons by ensuring feedback and accountability mechanisms were integrated in its strategies, the programme proposals and monitoring with the aim to increase the input of affected persons in responding to and shaping humanitarian assistance.

Follow-up actions

Continuously promote accountability to affected persons among humanitarian actors through capacity-building. Ensure a people-centred approach to achieve better outcomes in SSHF-funded projects. Improve accountability by placing affected persons at the centre of decision-making and at the centre of action to promote meaningful access, safety and dignity with a desire to meet humanitarian needs, to systematically reduce those needs and to increase resilience.

18 Accountability and risk management for projects

CBPF funding is appropriately monitored, reported and audited.

Target

All (100 per cent) of planned projects risk-management activities (monitoring, reporting, auditing and financial spot-checks) are undertaken in accordance with the operational modalities.

Result

Risk management activities due, were completed. These included: 89 financial spot-checks (6 were conducted as per the operations modalities out of 16 required); 87 programmatic monitoring activities (46 were conducted as per the operations modalities out of 48 required); 146 audits out of 200 required with 4 ongoing; and 291 final narrative reports (out of 294 reports due) and 293 financial reports (out of 299 reports due) submitted.

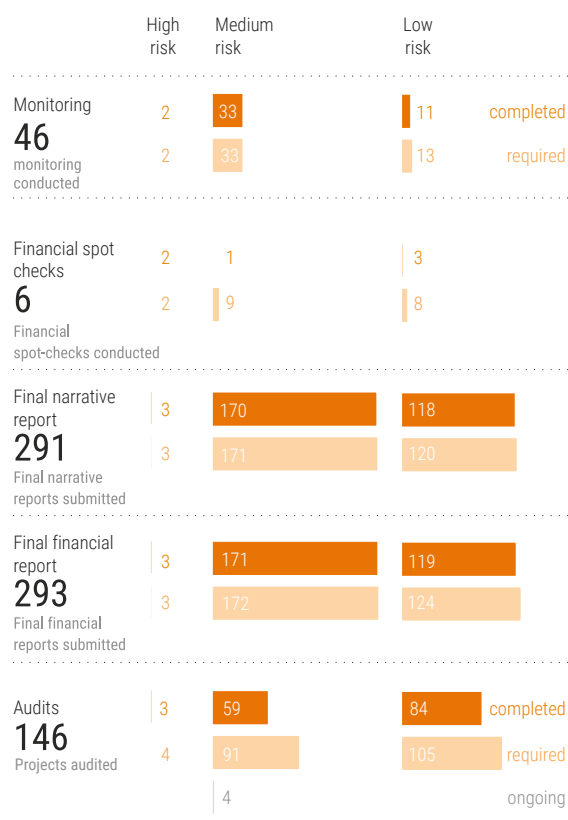
Analysis

Out of a total of 48 monitoring instances required as per the operation modalities, 46 were completed. An additional 41 monitoring instances were triggered by findings from the review of project narrative reports, financial sport checks and, in some cases, requests from the cluster, bringing a total of 87 monitoring events. Through feedback from monitoring findings, partners were able to take key

PRINCIPLE 5

ACCOUNTABILITY & RISK MANAGEMENT

PROGRESS ON RISK MANAGEMENT ACTIVITIES



recommendations into account, which enabled them to demonstrate an improvement in the quality of their project implementation. Additionally, some of the challenges picked up during monitoring, including limited project time frames, were noted for action in the planning for 2020 allocations.

Out of a total of the 16 financial spot-checks required as per operational modalities only 6 were completed. During 2019, the 89 financial spot-checks conducted were done without consideration of the requirements of the operational modalities. With the consolidation of the managing role and function under OCHA as of 31 December 2019, UNDP was required to update and upload all information and data to the Grant Management System; hence, conducting financial spot-checks was not prioritized. In spite of this, findings from financial spot-checks included, but were not limited to, the following: (1) lack of financial computerized system (poor and inaccurate Excel systems were in place); and (2) lack of comprehensive financial, procurement and human resource procedures and manuals, which would

have helped to a comprehensive approach to assessing partners' due diligence. Looking forward to the OCHA-managed SSHF, efforts will be made to ensure that partners systematically have all the fundamental risk management and accountability mechanisms in place.

As required by operational modalities, each project ought to have a final narrative and financial report submitted. In 2019, 291 of the required 294 final narrative reports were submitted, which accounted for 3 high-risk partners (2 per cent), 170 medium-risk partners (58 per cent), and 118 low-risk partners (40 per cent). Likewise, 293 of the required 299 financial reports were submitted, accounting for 3 high-risk partners (2 per cent), 171 medium-risk partners (57 per cent) and 119 low-risk partners (40 per cent). Of the required 200 audits, 146 were completed. The outstanding audits were in process at the time of this report.

Follow-up actions

Monitor existing internal risk management procedures, and provide targeted support to strengthen areas of under-achievement (i.e. auditing) to ensure all areas of operations are in full alignment with the operational modalities.

OCHA'S HFU will continue to engage with all implementing partners by providing them with real-time feedback and follow up on recommendations for all monitoring instances implemented. Additionally, mechanisms will be put in place to ensure continued partner commitment and accountability when it comes to issues of due diligence.

19 Accountability and risk management of implementing partners

CBPF funding is allocated to partners as per the identified capacity and risk level.

Target

All funding (100 per cent) allocated to eligible partners.

Eighty per cent of funding allocated to medium- and low-risk partners.

Result

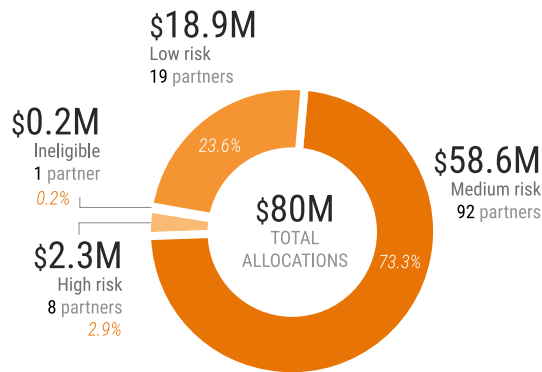
All (100 per cent) of the funding was allocated to SSHF-eligible partners. Ninety-five per cent of SSHF funding was allocated to medium- and low-risk partners.

PRINCIPLE 5

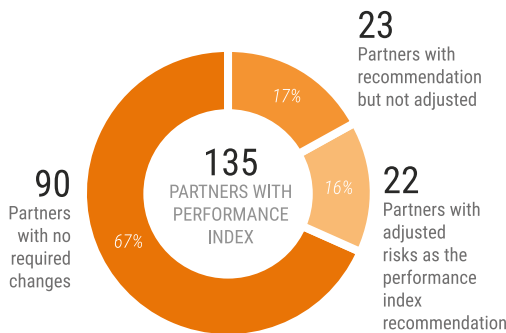
ACCOUNTABILITY & RISK MANAGEMENT

IMPLEMENTATION BY PARTNER RISK LEVEL TYPE

Implementation by partner risk level type

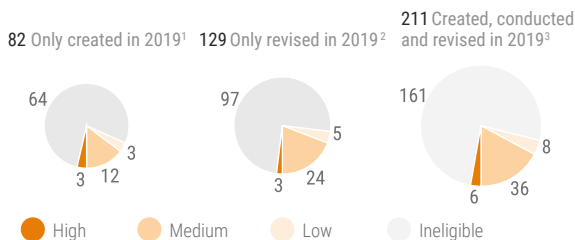


Updated risk level based on performance index



Number of capacity assessments conducted

82 New capacity assessments conducted during the year



¹ Only created in 2019: When a CA is created and conducted in 2019
² Only revised in 2019: When a CA is only revised in 2019, regardless of what year it was created
³ Both created and revised in 2019: When a CA is created, conducted and revised in 2019

Analysis

The SSHF continued to ensure that funds are allocated to partners best positioned to deliver on the ground, while minimizing the risks associated with operating in a fragile context. In 2019 more than three quarters of the funds were implemented by either low- or medium-risk partners. Low-risk partners accounted for 24 per cent of implemented projects, medium-risk partners for 73 per cent and high-risk partners for 3 per cent.

The SSHF started the year with a pool of 237 partners eligible for funding. During the second half of 2019 the list was revised down to 130 partners when the HFU disqualified: a) partners who had never received funding and had no 'harmonized approach to cash transfer' assessments and b) organizations who had not received funding for the previous three years making their capacity assessments no longer valid (according to CBPF guidelines).

SSHF continued see an improvement in partner performance and risk management efforts throughout 2019. This included close follow-up on partners' compliance with the Fund's policies and operational procedures related to partner performance index and capacity assessments.

Follow-up actions

The SSHF will continue working towards expanding the pool of its eligible partners while concurrently reviewing and revising the risk levels of SSHF-eligible partners through capacity assessment. For new eligibility, 'A Call for Expression of Interest for SSHF Eligibility' would be posted.

20 Accountability and risk management of funding

Appropriate oversight and assurances of funding is administered through CBPFs.

Target

All (100 per cent) of the detected fraud cases and losses reported to the Advisory Board and OCHA headquarters are followed up in line with standard procedures.

Result

All fraud cases and losses were reported to the Advisory Board and OCHA headquarters.

PRINCIPLE 5

ACCOUNTABILITY & RISK MANAGEMENT



2
**reported
incidents**

2 open cases
0 closed cases



2
**ongoing
cases**



Reported cases: # of incidents (allegation, suspected fraud, confirmed fraud, theft, diversion, looting, destruction, etc.) in 2019, either open or closed.

Ongoing cases: # of incidents for which measures (inquiry, assurance, measures, settlement etc.) were still on going as of 31 December 2019

Analysis

UNDP reported two cases of diversion to OCHA management and further to the Advisory Board. Further investigation is being conducted by OCHA headquarters, and cases are ongoing. Different assurance measures (audits, financial spot-checks, field monitoring and reports) have enabled the Fund to mitigate compliance risks. In 2019, the Fund increased field visits and financial spot-checks outside operational modalities to further monitor the progress of SSHF-funded projects and ensure partners are compliant with the requirements. In addition, partner submissions of narrative and financial reports followed by audits created another level of scrutiny to determine the accuracy, quality and consistency of information. Overall, the assurance measures – audits, financial spot-checks, field monitoring and reports – are interlinked.

Follow-up actions

The SSHF will continue to ensure that potential diversion of funds or fraud are treated in compliance with the CBPF guidelines and the SSHF's operational manual that provides guidance on compliance and fraud management. To increase awareness and mitigate fraud risks, the Fund will continue to monitor projects through field visits, financial spot-checks and audits to minimize compliance issues. For 2020, forensic auditing has been included in the HFU cost plan. With OCHA's role as the managing agent for 2020-funded projects, financial spot-checks will be conducted by OCHA'S HFU, with its staff having 'hands on' all issues regarding partner performance, and ensuring partner capacity-building and that all requirements have been followed.

“To increase awareness and mitigate fraud risks, the Fund will continue to monitor projects through field visits, financial spot-checks and audits to minimize compliance issues.”

SSHF 2019 ANNUAL REPORT

ACHIEVEMENTS BY CLUSTER

This section of the annual report provides a brief overview of SSHF allocations per cluster, targets and reported results, as well as lessons learned from 2019.

The cluster-level reports highlight selected indicator achievements against planned targets based on narrative reports submitted by partners within the reporting period, 1 February 2019 to 31 January 2020. The achievements indicated include reported achievements against targets from projects funded in 2017, 2018 and/or 2019, but whose reports were submitted between 1 February 2019 and 31 January 2020. The bulk of the projects funded in 2019 are still under implementation and their respective achievements against targets will be reported in subsequent SSHF reports.

ACHIEVEMENTS BY CLUSTER

CAMP COORDINATION & CAMP MANAGEMENT



CLUSTER OBJECTIVES

Objective 1: Ensure displaced populations' equal and needs-based access to improved quality services.

Objective 2: Engage and respond to vulnerable populations with priority on addressing protection gaps and building resilience.

Objective 3: Promote relevant community participation and ensure local ownership of site management.

Objective 4: Prioritize new and unreached displaced populations.

LEAD ORGANIZATIONS

IOM, UNHCR, ACTED

Allocations in 2019

ALLOCATIONS	PROJECTS	PARTNERS
\$2.2M	8	6

TARGETED PEOPLE*	WOMEN	MEN
207,000	68,000	46,000
	GIRLS	BOYS
	48,000	45,000

In 2019, the camp coordination and management cluster prioritized communication with communities, camp coordination, training in basic coordination and camp management and monitoring of access to services as the life-saving needs that ensured that displaced conflict-affected populations live in a dignified manner. Setting up coordination mechanisms at sites ensured coordinated service delivery based on minimum standards. The cluster managed to reach more beneficiaries than expected, as the camp management teams were able to reach newly conflict-displaced populations. In efforts to ensure sustainability of interventions, the cluster continued to build the capacity of local response by training camp coordination and camp management focal points in the areas where partners had intervened.

Results reported in 2019

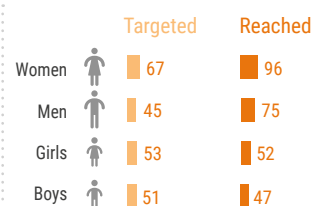
ALLOCATIONS*	PROJECTS	PARTNERS
2018 \$1.9M	7	6
2019* \$0.7M	3	3

PEOPLE TARGETED

217,000

PEOPLE REACHED

270,000



In thousands of persons

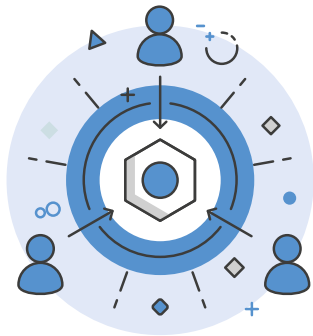
OUTPUT INDICATORS	TARGETED	ACHIEVED	%
Number of internally displaced persons reached by site management activities	Women	80,750	92,540 115
	Girls	57,309	67,491 118
	Men	53,097	70,792 133
	Boys	51,962	63,982 123
Number of people reached through new communication techniques	Women	23,534	48,104 204
	Girls	29,100	17,234 59
	Men	21,657	43,795 202
	Boys	31,720	22,445 71

OUTPUT INDICATORS	TARGETED	ACHIEVED	%
Number of internally displaced persons reached by site management activities in protection-of-civilians sites, collective centres and spontaneous settlements	243,118	294,805	121
Number of people reached through new communication techniques	106,011	131,578	124
Number of community members trained in camp coordination and management and humanitarian responses	329	280	85

* Results are based on 2019 data and may be underreported as implementation of projects and project-level reporting often continues into the subsequent year. For explanation of data see page 6.

ACHIEVEMENTS BY CLUSTER

COORDINATION & COMMON SERVICES



Allocations in 2019

ALLOCATIONS	PROJECTS	PARTNERS
\$580,000	3	3

Results reported in 2019

ALLOCATIONS*	PROJECTS	PARTNERS
2017 \$0.3M	1	1

OUTPUT INDICATORS	TARGETED	ACHIEVED	%
Number of rapid response missions conducted to support delivery of assistance by frontline partners	3	4	133

CLUSTER OBJECTIVES

Objective 1: Ensure effective, principled and well-coordinated humanitarian action.

Objective 2: Ensure operations through enhanced safety and security of humanitarian personnel.

Objective 3: Improve programme quality through strengthened accountability to affected people.

LEAD ORGANIZATIONS

OCHA, NGO forum

The SSHF enabled actors in coordination and common services to support humanitarian organizations to be better able to provide frontline activities, thus improving the quality of the humanitarian response in South Sudan. This covers a range of support activities, including safety and security briefings, access negotiations and the establishment or renewal of accountability and feedback mechanisms. These activities help address bureaucratic impediments that prevent humanitarian actors from accessing operational spaces, and help communities provide feedback to local actors, government and humanitarian organizations, thus improving the flow of communication between local communities and those directing service provision. Coordination and common services were provided to 183 organizations, including 105 national NGOs, 67 international NGOs and 11 UN entities.



Credit: OCHA South Sudan/Anthony John Burke

* Results are based on 2019 data and may be underreported as implementation of projects and project-level reporting often continues into the subsequent year. For explanation of data see page 6.

ACHIEVEMENTS BY CLUSTER

EDUCATION



LEAD ORGANIZATIONS

UNICEF, Save the Children

Allocations in 2019

ALLOCATIONS	PROJECTS	PARTNERS
\$5.4M	16	13

TARGETED PEOPLE*	WOMEN	MEN
168,000	2,100	3,800
	GIRLS	BOYS
	57,000	105,000

Results reported in 2019

	ALLOCATIONS*	PROJECTS	PARTNERS
2018	\$3.8M	9	6
2019*	\$0.2M	1	1

CLUSTER OBJECTIVES

Objective 1: Increase access to inclusive and protective lifesaving education (formal and non-formal) for children and youth affected by emergencies.

Objective 2: Improve the quality of education to ensure continuity of relevant education services for children and youth in emergencies.

Objective 3: Strengthen the response capacity of communities and education actors to mitigate the impact of emergencies on children and youth.

During the reporting period, education cluster partners recorded more learners enrolled in schools, with a 41 per cent increase surpassing the set target. This was due to feeding programmes that encouraged school enrolment, attendance and promotion. In South Sudan, lack of food was considered the main reason for non-attendance of school and dropping out. Adult learning programmes, implemented in Malakal and Bentui protection-of-civilians sites as an alternative education system, encouraged boys and girls and young men and women aged 12 and older who missed the chance to complete primary school as a result of the conflict to seek education. With support from the food security cluster, some of the targeted schools received vegetable and crop seeds as a part of the efforts towards sustainability of the recorded positive gains resulting from the school feeding programme. To ensure community participation, partners worked closely with youth community mobilizers who are instrumental in raising community awareness about education, as well as protection concerns and referral services.

OUTPUT INDICATORS	TARGETED	ACHIEVED	%	
Number of children benefiting from school feeding programme	Women	23,576	31,630	134
	Girls	32,250	47,217	146
Number of internally displaced persons and host community youth attending adult learning programmes	Women	1,736	2,562	148
	Girls	2,049	2,323	113
	Men	1,230	3,600	293
	Boys	1,200	2,800	233

	Targeted	Reached
53,000		
Women	3	2
Men	4	0.3
61,000		
Girls	20	25
Boys	25	34

In thousands of persons

OUTPUT INDICATORS	TARGETED	ACHIEVED	%
Number of children benefiting from school feeding programme	55,826	78,847	141
Number of internally displaced persons and host community youth attending adult learning programmes	6,265	11,285	180
Number of youth accessing integrated services in drop-in centres	1,600	1,304	82

* Results are based on 2019 data and may be underreported as implementation of projects and project-level reporting often continues into the subsequent year. For explanation of data see page 6.



Girl beats the odds to attend school after marriage

Nesta Chol is a 17-year-old girl in Class 7, enrolled in primary school in Lankien, Nyirol County. She is one of the learners benefitting from the school feeding programme supported by Nile Hope through the South Sudan Humanitarian Fund. Married at 13, she is also her husband's fourth wife. She is also the proud mother of two children.

Girls married as adolescents in South Sudan face significant hurdles to finishing their education; between household responsibilities and childcare, it is difficult to find the time, let alone the money, to attend school. Once married, many never return to school. As reported by UNFPA, only six per cent of girls complete primary school in South Sudan (2018).

Nesta has a dream, of becoming a doctor. In 2019, against all odds, she rejoined school. After the education system was reinvigorated with the implementation of the school feeding programme, there was an influx of 12,607 learners enrolling in schools, with Nesta among them. She was motivated to return to school after realizing her husband could not provide for her and their family's basic needs, and the programme provided her with an incentive to continue her primary education.

While she attends school, Nesta leaves her children with her mother and goes home

to breastfeed her daughter during breaks. Without her mother's support, it would have been challenging for Nesta to participate in her classes.

At school, she is able to focus on her education and not worry about cooking, since meals are provided. She takes food home and shares it with her firstborn, a son. She is grateful that she can access both education and meals at school.

Her decision to re-enrol in school not only challenged the younger girls in her community to continue with their education, but it also encouraged especially other young mothers to pursue their studies.

"I am thankful to Nile Hope and the South Sudan Humanitarian Fund for extending the school feeding programme initiative to our school. This has really encouraged me, despite many challenges, to re-enrol in school and complete [one more year of] my studies, with the hope of becoming a doctor in the future," Nesta said.

Nesta hopes to finish primary Grade 8 and then travel to Uganda to continue her secondary studies.

▣ Nyirol County, South Sudan. A photo of Nesta, taken while she was being interviewed. Credit: Nile Hope

ACHIEVEMENTS BY CLUSTER

FOOD SECURITY & LIVELIHOODS



LEAD ORGANIZATIONS

World Food Programme, Food and Agriculture Organization, World Vision South Sudan

Allocations in 2019

ALLOCATIONS	PROJECTS	PARTNERS
\$7.5M	43	31

TARGETED PEOPLE*	WOMEN	MEN
725,000	281,000	236,000
	GIRLS	BOYS
	111,000	97,000

Results reported in 2019

	ALLOCATIONS*	PROJECTS	PARTNERS
2017	\$1.0M	1	1
2018	\$3.4M	11	11
2019*	\$2.8M	18	18

CLUSTER OBJECTIVES

Objective 1: Provide unconditional food assistance to prevent famine and improve food consumption, dietary diversity and coping strategies for vulnerable populations.

Objective 2: Enhance emergency food production through complementary vegetable and crop seeds and fishing and livestock support.

Objective 3: Provide transitional emergency food assistance to strengthen coping capacities and reduce reliance on general food distributions.

Objective 4: Reduce dependency on food and agricultural input to support and strengthen households' ability to absorb shocks.

The food security and livelihoods cluster contributed significantly to protecting livelihoods through the scale-up and provision of essential seeds, tools, fishing kits and vegetable kits. The most-severely affected households were targeted during dry season and broader support was provided during rainy season. In 2019, the cluster contributed significantly to protecting livelihoods in areas worst affected by insecurity and those with high numbers of internally displaced persons. The focus was on distributing emergency livelihood kits, including crop and nutrient-dense vegetable seeds and minimal-harm tools. In other locations, the food security and livelihoods cluster with support from the SSHF contributed to protecting and boosting food production by improving local availability of quality seed and planting materials, and by facilitating technology transfer through farmer field schools. More female than male beneficiaries were reached, reflecting the higher degree of migration to fishing and cattle camps by males and possibly the higher trauma and/or war fatalities and men's commitment in the armed forces.

PEOPLE TARGETED

730,000

	Targeted	Reached
Women	270	268
Men	220	190
Girls	129	158
Boys	111	139

PEOPLE REACHED

755,000

In thousands of persons

OUTPUT INDICATORS	TARGETED	ACHIEVED	%	
Number of people provided with crop seeds	Women	219,110	233,491	107
	Girls	97,372	127,557	131
	Men	193,012	166,220	86
	Boys	95,678	114,893	120
Number of people provided with vegetable kits	Women	238,909	256,858	108
	Girls	115,878	135,520	117
	Men	185,519	174,536	94
Boys	100,012	110,633	111	

* Results are based on 2019 data and may be underreported as implementation of projects and project-level reporting often continues into the subsequent year. For explanation of data see page 6.



Alleviating hunger through vegetable farming

Awieil East County,
South Sudan.
Margaret Peter
showing off her
tomato plants.
Credit: Greenbelt
Initiative

“I had no hope, no food for my husband and children, no seeds to sow. I thought of returning to Sudan but my husband was against that idea,” Margaret narrated, with a smile at the corner of her mouth.

Margaret Peter, a returnee from Khartoum, Sudan and a mother of six young children, lives in Aweil East County. When she and her family arrived, they had brought very little with them, hoping that there would be support upon arrival. However, there was not a grain of sorghum in the granary, nor *ugali* to spare; unsurprising given that 48% of the population in South Sudan faced crisis-level acute food insecurity according to IPC projections in 2018 (January–July). In those early days, Margaret asked herself how her family would make it to the next harvest. She started collecting firewood in the bush to sell in the nearby trading centre to earn an income for her family. Her elderly husband could not make a journey back to Sudan, but Margaret dreamed of returning with her family nonetheless.

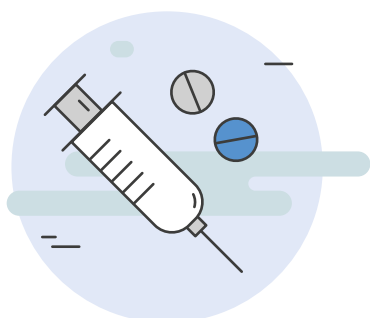
She earned enough income to afford to plant a vegetable garden, and her family slowly started to thrive. That was until in 2018, when Aweil experienced both massive flooding and an invasion of fall armyworm. The pest is a highly destructive insect that

has been sweeping across Africa since its appearance in 2016. It is particularly attracted to maize or sorghum, both of which are South Sudan’s staple food crops. By February 2019, the vegetables in Margaret’s garden were destroyed. In March, the Green Belt Initiative, with funding from the South Sudan Humanitarian Fund, selected Margaret’s family to be among the 5,956 households that received crop seeds, vegetable seeds and fishing kits that were intended to help them improve their livelihood through fishing and farming.

With the seeds she received, Margaret planted collard greens, okra and tomatoes in a small garden plot a few paces from her compound. Within two months, her hard work and resilience bore fruit. She had a plentiful harvest, with large and healthy vegetables. She was able to harvest enough food to feed her family. With the leftover vegetables, she walked for two hours to the nearby town, Aweil Town, to sell her produce. On a good market day, she was able to earn SSP3,000 (roughly US\$10), where Margaret could buy a 5 kg bag of sorghum for SSP500 for family meals and save the remaining SSP2,500. At the end of the project, she had saved SSP25,000 to invest in new activities to support her family.

ACHIEVEMENTS BY CLUSTER

HEALTH



Allocations in 2019

ALLOCATIONS	PROJECTS	PARTNERS
\$14.3M	76	43
TARGETED PEOPLE*	WOMEN	MEN
725,000	281,000	236,000
	GIRLS	BOYS
	111,000	97,000

Results reported in 2019

	ALLOCATIONS*	PROJECTS	PARTNERS
2017	\$0.9M	1	1
2018	\$5.7M	26	23
2019*	\$4.5M	31	31

OUTPUT INDICATORS		TARGETED	ACHIEVED	%
Number of people reached with OPD consultation	Women	182,527	168,182	92
	Girls	96,560	98,482	102
	Men	169,001	139,225	82
	Boys	88,699	88,611	100
Number of people reached by health education or health promotion	Women	228,598	272,028	119
	Girls	118,113	109,383	93
	Men	191,748	177,632	93
	Boys	111,112	95,731	86

CLUSTER OBJECTIVES

Objective 1: Improve access and scale up responsiveness to integrated essential health care needs of vulnerable populations.

Objective 2: Prevent, detect and respond to epidemic-prone disease outbreaks.

Objective 3: Increase access to essential clinical health services among vulnerable populations.

Objective 4: Improve resilience among vulnerable populations by increasing access to mental health and psychosocial support services.

LEAD ORGANIZATIONS

World Health Organization, Save the Children

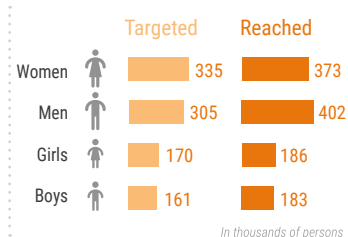
In 2019, the health cluster continued to ensure the provision of life-saving health care, reproductive services and response to GBV, including clinical management of rape, post-exposure prophylaxis and emergency contraception. This year also brought increased emphasis on psychosocial care and support. The health cluster prioritized vulnerable groups for access to health services, including women, under-five children, displaced people and people living with HIV/AIDS; the unique health needs of women and girls were also systematically addressed. Access to maternal health services was ensured through support for antenatal care, safe delivery and prevention of mother-to-child transmission of HIV. Additionally, health education and promotion messages were delivered both at facilities and at the community level through mother-to-mother support groups and integrated community case-management activities. This approach has contributed towards reducing risks associated with the three main morbidities in South Sudan: malaria, pneumonia and diarrhoea.

PEOPLE TARGETED

970,000

PEOPLE REACHED

1.1M



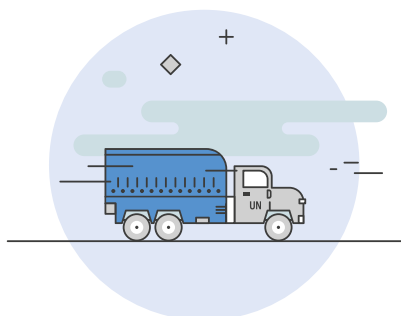
OUTPUT INDICATORS	TARGETED	ACHIEVED	%
Number of people reached with OPD consultation	536,787	494,500	92
Number of children 6 months to 15 years receiving measles vaccination in emergency, outbreak or returnee situation	243,493	282,058	116
Number of people reached by health education or health promotion	649,571	654,774	101

* Results are based on 2019 data and may be underreported as implementation of projects and project-level reporting often continues into the subsequent year. For explanation of data see page 6.



ACHIEVEMENTS BY CLUSTER

LOGISTICS



CLUSTER OBJECTIVES

Objective 1: Provide logistics coordination, support and technical advisory services to the humanitarian community.

Objective 2: Enhance access to beneficiaries and project implementation sites through safe, effective and efficient passenger air service.

Objective 3: Provide infrastructure works to ensure the humanitarian community is able to access affected populations.

LEAD ORGANIZATIONS

World Food Programme

Allocations in 2019

ALLOCATIONS	PROJECTS	PARTNERS
\$4M	4	2

Results reported in 2019

	ALLOCATIONS*	PROJECTS	PARTNERS
2018	\$1.6M	2	2
2019*	\$2.7M	3	2

OUTPUT INDICATORS	TARGETED	ACHIEVED	%
Amount of cargo moved with air support	18,500	16,243	88
Number of passengers transported	900	1,340	149

Bentui, South Sudan WFP logistics staff loading trucks.
Credit: WFP

In 2019, the logistics cluster supported 205 humanitarian organizations who benefited from coordination, information management, preparedness for Ebola virus disease, capacity-building and facilitation of access to common logistics services. There are 307 humanitarian organizations operating in South Sudan that have also benefited from the UNHAS passenger flight services. The logistics cluster continued the transport modality shift undertaken in 2018, which aims at increasing the use of road and river for transport and decreasing the reliance on costly air operations.

The cluster was able to expand the use of road and river modes of transport, which ultimately lead to a 12 per cent decrease in reliance on air operations over the past two years. The SSHF-funded shunting services through IOM's Common Transport Service has been key to enable cargo transportation to and from airstrips, ports, beyond-response locations and protection-of-civilians sites in Juba, Bor, Rumbek, Wau, Bentiu and Malakal.



* Results are based on 2019 data and may be underreported as implementation of projects and project-level reporting often continues into the subsequent year. For explanation of data see page 6.

ACHIEVEMENTS BY CLUSTER

NUTRITION



Allocations in 2019

ALLOCATIONS	PROJECTS	PARTNERS
\$12.3M	53	27

TARGETED PEOPLE*	WOMEN	MEN
713,000	238,000	92,000
	GIRLS	BOYS
	197,000	186,000

Results reported in 2019

	ALLOCATIONS*	PROJECTS	PARTNERS
2017	\$1.3M	2	2
2018	\$5.8M	20	19
2019*	\$4.0M	21	21

CLUSTER OBJECTIVES

Objective 1: Deliver life-saving management of acute malnutrition for the most vulnerable and at-risk U5 children and pregnant and lactating women.

Objective 2: Prevent under-nutrition by increasing access to maternal, infant and young child nutrition interventions.

Objective 3: Increase access to integrated nutrition, health, WASH, FSL and protection interventions.

Objective 4: Enhance nutrition situation monitoring, analysis and utilization of nutrition information for early warning and decision-making.

LEAD ORGANIZATIONS

UNICEF, Concern Worldwide

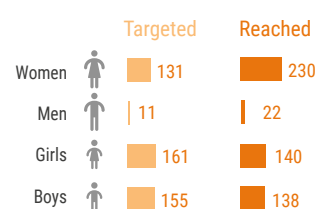
The nutrition cluster has been able to strengthen the integration of nutrition responses with other services through focused planning and engagement. Working closely with the WASH cluster, integrated interventions were implemented this year, specifically those that targeted children with severe and moderate acute malnutrition. These efforts helped cover critical gaps in the nutrition response and complemented efforts of donors, pipeline managers and frontline implementing partners towards achieving the broader HRP targets. Integrated rapid response was also carried out to provide nutrition services to children and women located in hard-to-reach areas, and also supported partners to re-establish nutrition services in areas with improved security situations.

PEOPLE TARGETED

458,000

PEOPLE REACHED

530,000



In thousands of persons

OUTPUT INDICATORS		TARGETED	ACHIEVED	%
Number of girls and boys (6–59 months) with moderate acute malnutrition admitted for treatment	Girls	47,184	39,095	83
	Boys	47,184	44,824	95
Number of girls and boys (6–59 months) with severe acute malnutrition admitted for treatment	Girls	22,663	19,192	85
	Boys	21,723	18,508	85

OUTPUT INDICATORS	TARGETED	ACHIEVED	%
Number of children (6–59 months) with moderate acute malnutrition admitted for treatment	98,405	83,919	85
Number of children (6–59 months) with severe acute malnutrition admitted for treatment	44,386	37,700	85
Number of pregnant or lactating women with acute malnutrition newly admitted for targeted supplementary feeding programmes	19,517	29,130	149

* Results are based on 2019 data and may be underreported as implementation of projects and project-level reporting often continues into the subsequent year. For explanation of data see page 6.

Mayendit, South
Sudan
Credit: UNIDOR

Improving nutrition among children in Mayendit County

Mary is a mother of six and has been the breadwinner of her family since her husband was left disabled during the conflict in 2017. She lives in Kurwal village of Kuok Payam in Mayendit County, Unity State of South Sudan. She had no stable job and little support from relatives. Her only source of income was the sale of charcoal and firewood in the nearby Chiddor market, near Tutnyana Payam. She said, “I had to do my thing alone since my husband was unable to support me. I fed my children and my husband despite all the challenges, but my 19-month-old son John’s health was deteriorating and he was losing weight for the past month.”

In October 2019, Mary heard from other women about a mass screening campaign conducted by Universal Intervention and Development Organization (UNIDOR) and decided to take her son. John was among the children screened using mid-upper arm circumference (MUAC) screening. His MUAC was 11 cm and he was referred to a health facility for further analysis. He was later admitted to an outpatient therapeutic program, where he received ready-to-use therapeutic food (referred to as ‘nyalolop’ in the Nuer local language) for a period of five weeks, at the end of which he attained a MUAC of 12 cm. He looked physically fitter, more alert and healthier, and was transferred to participate in a targeted supplementary feeding programme (TSFP). He received ready-to-use therapeutic food for another nine weeks, over which Mary saw his weight increase to 14.3 kg and his MUAC to 12.7 cm. When John showed signs of improvement, he was fully discharged.

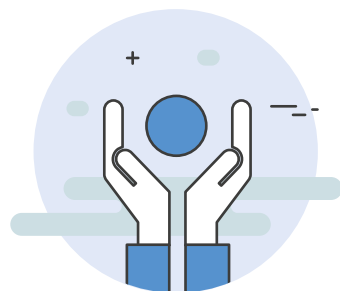


At the same time that her son was being treated, Mary enrolled in a general food distribution programme as she was part of a mother support group. She also received kitchen garden training on growing varieties of vegetables at home to improve the quality and content of the family’s diet. She was very happy with John’s improvement in the nutrition programme, where his progress was followed up on a weekly basis both at the OTP and TSFP. She was overwhelmed with emotion when her child was discharged and she said, “I thought my child had been bewitched by my neighbour and had no hope at all that John was going to survive the ‘sickness’ but I thank God and UNIDOR. My boy is now playful and alert. Even my husband can’t believe it. This is all because of the treatment my son got from the nutrition programme.”

With support received from the South Sudan Humanitarian Fund, 4,768 children under 5 years and 1,769 pregnant and lactating women were enrolled in the nutrition programme run by UNIDOR in Mayendit County.

ACHIEVEMENTS BY CLUSTER

PROTECTION



Allocations in 2019

ALLOCATIONS	PROJECTS	PARTNERS
\$14M	73	39

TARGETED PEOPLE*	WOMEN	MEN
308,000	94,000	56,000
	GIRLS	BOYS
	87,000	71,000

Results reported in 2019

	ALLOCATIONS*	PROJECTS	PARTNERS
2017	\$0.6M	1	1
2018	\$5.5M	30	25
2019*	\$4.1M	25	20

CLUSTER OBJECTIVES

Objective 1: Provide lifesaving assistance to address priority protection needs for the most vulnerable women, men, girls and boys in hard-to-reach and priority areas.

Objective 2: Prevent, mitigate and respond to protection risks through enhanced preparedness and resilience.

Objective 3: Enable durable solutions for IDPs and other affected populations.

LEAD ORGANIZATIONS

UNHCR, Norwegian Refugee Council

Protection services provided by partners in 2019 included support for persons with specific needs and vulnerabilities. This included persons with disabilities, the elderly, survivors of GBV and unaccompanied and separated children. Additionally, mobile integrated protection teams provided critical response in hard-to-reach and volatile locations, places where rapid interventions for protection assessment and immediate life-saving protection response were necessary.

Most areas reached by the mobile teams had little or no humanitarian partner presence, making the mobile interventions truly critical to the protection of communities in these areas. A greater number of girls and boys were reached with psychosocial support given the targeted support for children and especially girls through both child protection and GBV programming.

PEOPLE TARGETED

252,000

PEOPLE REACHED

285,000

	Targeted	Reached
Women	78	98
Men	41	49
Girls	73	33
Boys	59	72

In thousands of persons

OUTPUT INDICATORS	TARGETED	ACHIEVED	%	
Number of people benefiting from psychosocial support services	Women	17,825	19,476	109
	Girls	38,126	43,911	115
	Men	5,007	6,428	128
	Boys	31,443	45,880	146
Number of people reached with awareness sessions	Women	71,477	81,876	115
	Girls	52,760	58,400	111
	Men	40,689	55,735	137
	Boys	44,825	48,552	108

OUTPUT INDICATORS	TARGETED	ACHIEVED	%
Number of people benefiting from psychosocial support services	92,401	115,695	125
Number of people reached with awareness sessions	209,751	244,563	117
Number of people benefiting from individual protection assistance	3,225	3,433	106

* Results are based on 2019 data and may be underreported as implementation of projects and project-level reporting often continues into the subsequent year. For explanation of data see page 6.



**Panyijiar County,
South Sudan**
Women taking
embroidery lessons
at the IRC WGSS.
Credit: OCHA

Restoring hope in a family through Women and Girls' Friendly Spaces

The International Rescue Committee (IRC), with support from the South Sudan Humanitarian Fund, has been providing gender-based violence prevention and response services to the communities in the greater Panyijiar County, Southern Unity State. These activities are aimed at helping women and girls recover from the cumulative effect of violence to which they have been exposed, as well as rebuild and promote social integration in the community.

Koki (her name has been changed) is a 36-year-old woman and a mother of five. Three of her children are currently living in Kenya with a relative, while the two youngest children stay with her. Koki and her husband no longer live together as her husband left some time ago. "My husband was very violent and used to physically assault me every time he came back home drunk. This affected me not only psychologically but also contributed to the extreme poverty within our household, as my husband would demand the little money I earned from casual work and use it to buy the local brew," explained Koki about her past. She continued, "As the family's breadwinner, I have done a lot of different work to earn a living and support my children. Recently I embarked on a new venture – embroidery!"

Koki goes to IRC's Women and Girls' Safe Space where she relaxes and socializes with friends. There she

learns about and discusses GBV, children's rights, and economic empowerment. She explains, "For me, I enjoy the skill-building sessions that IRC's staff provide. It makes me feel better."

Talking about her visits to the centre, Koki said, "I learned about the centre from other women in the community, and now, despite my tight work schedule, I still visit every day. Of all the available skills, I developed a keen interest in embroidery. I enjoy the sewing and want to pass my skills on to the other women who are also in the process of learning. This in turn has given me the opportunity to enhance my skills. It is very challenging balancing my time between the women's centre and looking for daily bread, but the centre, which is just a kilometre away from my home, has made it easier for me. Depending on my schedule I can always visit any time of the day."

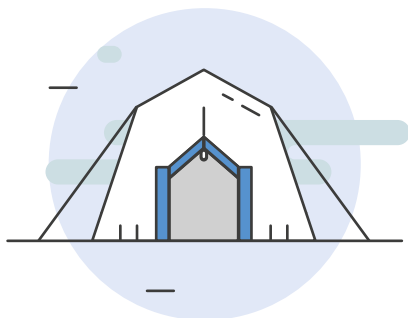
The skills Koki acquired have now turned out to be a means of livelihood for her. She describes her success so far. "Since April 2019 I have finished and delivered 11 bed sheets to the community members who loved my work. I have also received two orders from the humanitarian staff working in Nyal. It takes me seven days to complete the whole design since I embroider up to 11 p.m. using a solar torch I received from the centre. The income generated from the embroidery has helped me to pay the school fees for my three children who live in Kenya, on top of providing food for my other two children living with me at the moment."

Describing how she feels about the support, Koki said, "I am happy about the opportunity given to me and other women by this project. One lesson I have learned is that skill is power. Firewood collection and casual work are seasonal but the skills I now have will be of help wherever I go. My future plan is to raise money to procure materials to expand my embroidery business."

The Women and Girls' Safe Spaces are instrumental in providing the means and the venue for women and girls just like Koki to interact, build social networks, and to learn and equip themselves with skills.

ACHIEVEMENTS BY CLUSTER

SHELTER & NON-FOOD ITEMS



Allocations in 2019

ALLOCATIONS	PROJECTS	PARTNERS
\$6.7M	38	20
TARGETED PEOPLE*	WOMEN	MEN
391,000	115,000	80,000
	GIRLS	BOYS
	101,000	195,000

Results reported in 2019

ALLOCATIONS*	PROJECTS	PARTNERS
2017 \$1.8M	2	2
2018 \$2.2M	13	12
2019* \$1.7M	12	12

CLUSTER OBJECTIVES

Objective 1: Improve access to safe, appropriate emergency shelter and life-saving NFIs to newly displaced or vulnerable populations in secondary displacement.

Objective 2: Improve the living conditions of highly vulnerable IDPs in protracted displacement, returnees and host communities unable to meet their ES/NFI needs.

Objective 3: Support most vulnerable returnees, host communities and IDPs in secondary displacement rebuild lives through shelter and NFI solutions.

LEAD ORGANIZATIONS

IOM, World Vision, African Development Aid

The shelter and non-food items cluster remains flexible and responsive to the increasing needs in targeted locations. Through the SSHF, communities were enabled to access essential shelter and non-food items. Non-food items included protection items for women and girls, such as the kanga (a piece of cloth used by women and girls as clothing) and solar lamps, used during nighttime to access latrines and other essential spaces, as well as blankets, plastic sheeting, roping, etc. Cash voucher assistance targets were anticipated to benefit families of six; overachievement has been the result in areas where family sizes were larger than expected.

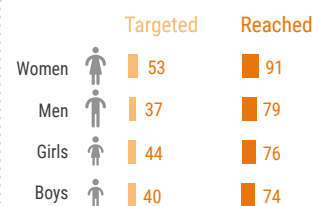
Through the SSHF, the cluster has worked closely with other clusters and was able to ensure timely and coordinated responses in delivering much-needed assistance to flood-affected victims.

PEOPLE TARGETED

174,000

PEOPLE REACHED

321,000



In thousands of persons

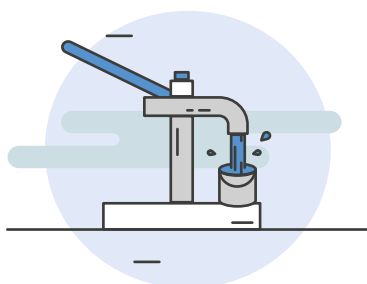
OUTPUT INDICATORS	TARGETED	ACHIEVED	%	
Number of people receiving in-kind life-saving non-food-item assistance	Women	68,294	68,300	100
	Girls	58,599	59,070	101
	Men	48,766	48,683	100
	Boys	51,209	50,815	99
Number of people receiving in-kind emergency shelter assistance	Women	16,775	16,734	100
	Girls	14,107	14,110	100
	Men	12,254	12,250	100
	Boys	12,517	12,559	100

OUTPUT INDICATORS	TARGETED	ACHIEVED	%
Number of people receiving in-kind life-saving non-food-item assistance	226,868	226,868	100
Number of people receiving in-kind emergency shelter assistance	55,653	55,653	100
Number of people receiving cash assistance for emergency shelter	13,757	13,757	100

* Results are based on 2019 data and may be underreported as implementation of projects and project-level reporting often continues into the subsequent year. For explanation of data see page 6.

ACHIEVEMENTS BY CLUSTER

WATER, SANITATION & HYGIENE



CLUSTER OBJECTIVES

Objective 1: Provide timely, equitable access to safe water, sanitation and hygiene for IDPs, host communities and returnees.

Objective 2: Mitigate WASH-related gender-based violence.

Objective 3: Integrate WASH in nutrition response through famine prevention minimum package.

Objective 4: Integrate WASH in health response to control outbreaks at wider community level.

LEAD ORGANIZATIONS

UNICEF, Norwegian Refugee Council

In 2019, the WASH cluster and partners delivered an integrated, multisectoral response by mainstreaming WASH in nutrition, health and GBV activities. This included the rehabilitation or establishment of WASH infrastructure, distribution of WASH non-food items or awareness-raising at out-patient centres, health centres and women-and-girl-friendly spaces. The focus for the year was on vulnerable populations, specifically women and girls, who were also provided with hygiene kits. Over 2019, the WASH cluster strengthened its ability to rapidly respond to unforeseen acute vulnerabilities related to health, protection and nutrition through emergency preparedness and response teams. This was demonstrated during the floods, where emergency preparedness and response teams were deployed and static partners supported by SSHF to provide key life-saving WASH services to vulnerable persons.

Allocations in 2019

ALLOCATIONS	PROJECTS	PARTNERS
\$12.9M	53	33

TARGETED PEOPLE*	WOMEN	MEN
495,000	130,000	91,000
	GIRLS	BOYS
	150,000	124,000

Results reported in 2019

	ALLOCATIONS*	PROJECTS	PARTNERS
2018	\$4.0M	15	15
2019*	\$4.9M	22	21

PEOPLE TARGETED

430,000

	Targeted	Reached
Women	115	139
Men	86	100
Girls	123	146
Boys	106	124

PEOPLE REACHED

509,000

In thousands of persons

OUTPUT INDICATORS		TARGETED	ACHIEVED	%
Number of people with access to safe water	Women	145,165	168,996	116
	Girls	162,598	188,508	116
	Men	84,657	92,492	109
	Boys	102,648	119,427	116
Number of people reached with hygiene promotion messages	Women	76,511	118,310	155
	Girls	89,508	105,501	118
	Men	49,394	76,729	155
	Boys	73,173	95,023	130

OUTPUT INDICATORS	TARGETED	ACHIEVED	%
Number of people with access to safe water	495,068	569,423	115
Number of people reached with hygiene promotion messages	288,586	395,563	137
Number of people with access to safe and gender-appropriate sanitation facilities	82,156	81,231	99

* Results are based on 2019 data and may be underreported as implementation of projects and project-level reporting often continues into the subsequent year. For explanation of data see page 6.

SSHF 2019 ANNUAL REPORT

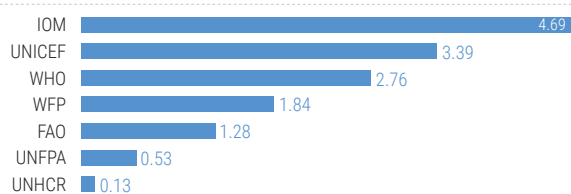
ANNEXES

- Annex A Allocations by recipient organization
- Annex B SSHF-funded projects
- Annex C SSHF advisory board
- Annex D Funding complementarity
- Annex E Acronyms and abbreviations
- Annex F Reference map

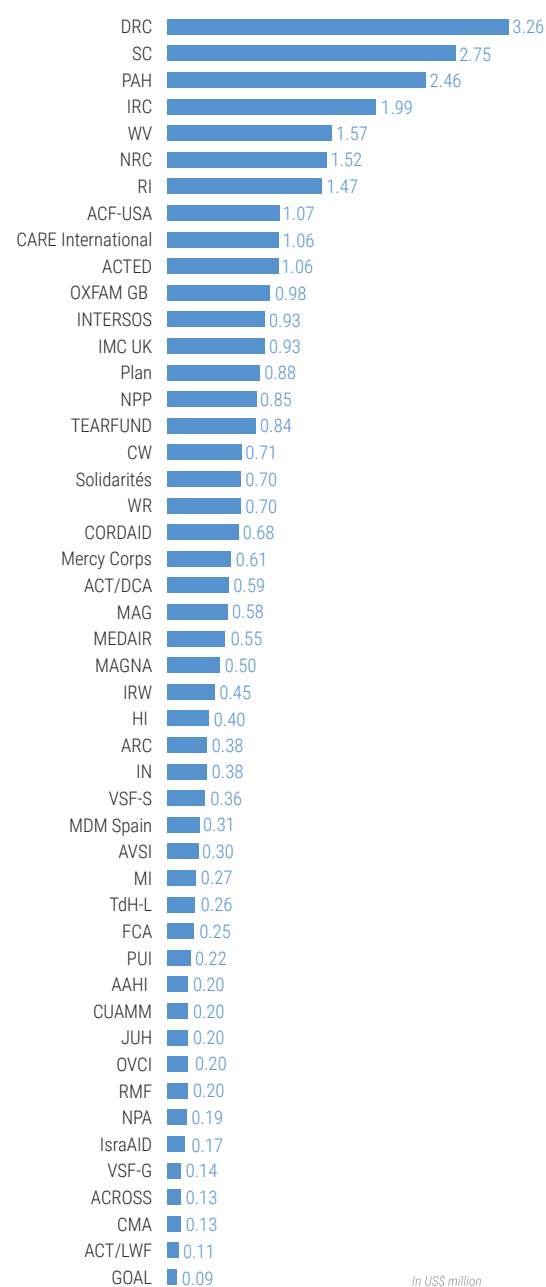
ANNEX A

ALLOCATIONS BY RECIPIENT ORGANIZATION

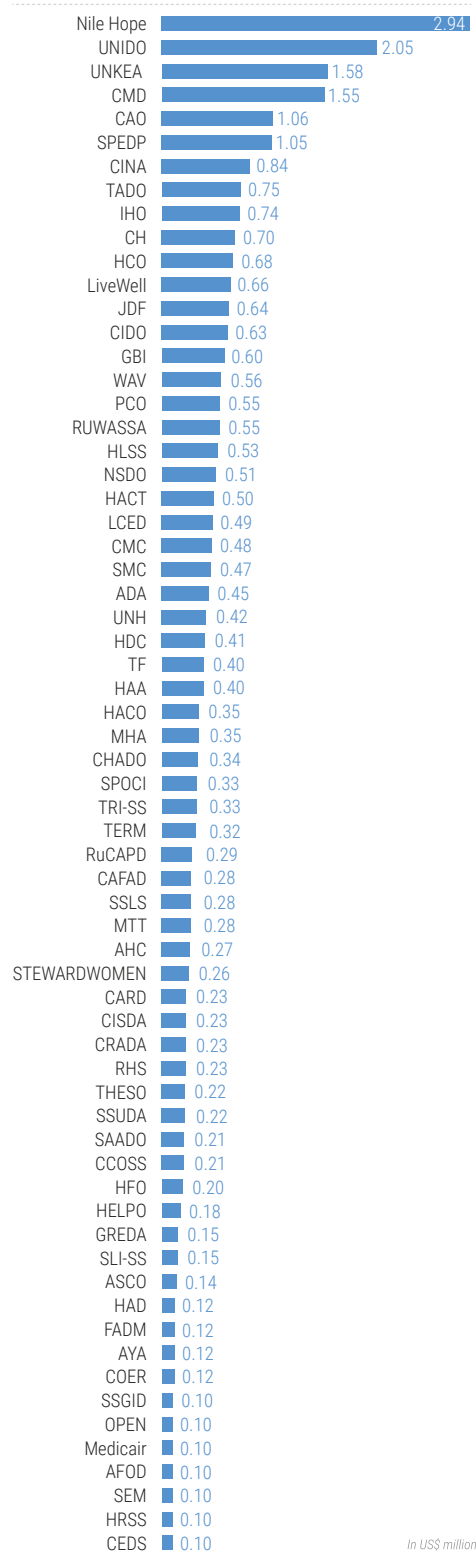
United Nations 14.6 18%



International NGOs 34.8 44%



National NGOs 30.6 38%



ANNEX B

SSHF-FUNDED PROJECTS

#	PROJECT CODE	CLUSTER	ORGANIZATION	BUDGET
1	SSD-19/HSS10/SA2/H/INGO/13553	Health	AAHI	\$201,736
2	SSD-19/HSS10/SA1/N/INGO/11596	Nutrition	ACF - USA	\$289,984
3	SSD-19/HSS10/SA1/WASH/INGO/11763	WASH	ACF - USA	\$300,000
4	SSD-19/HSS10/SA2/N-WASH/INGO/13472	Nutrition (54.64%), WASH (45.36%)	ACF - USA	\$479,500
5	SSD-19/HSS10/SA2/FSL/INGO/13626	FSL	ACROSS	\$134,861
6	SSD-19/HSS10/SA2/P/INGO/13476	Protection	ACT/DCA	\$585,026
7	SSD-19/HSS10/SA2/NFI/INGO/13621	Shelter & NFI	ACT/LWF	\$112,500
8	SSD-19/HSS10/SA1/CCCM/INGO/11706	CCCM	ACTED	\$300,000
9	SSD-19/HSS10/SA2/CCCM-FSL-NFI/INGO/13596	CCCM (60%), FSL (14%), Shelter & NFI (26%)	ACTED	\$756,499
10	SSD-19/HSS10/SA1/NFI/INGO/11573	Shelter & NFI	ADA	\$100,002
11	SSD-19/HSS10/SA2/NFI/INGO/13622	Shelter & NFI	ADA	\$153,266
12	SSD-19/HSS10/RA2/NFI/INGO/14717	Shelter & NFI	ADA	\$200,005
13	SSD-19/HSS10/SA1/CCCM/INGO/11512	CCCM	AFOD	\$100,002
14	SSD-19/HSS10/SA1/FSL/INGO/11633	FSL	AHC	\$154,273
15	SSD-19/HSS10/SA2/FSL/INGO/13356	FSL	AHC	\$116,996
16	SSD-19/HSS10/SA1/P/INGO/11595	Protection	ARC	\$180,001
17	SSD-19/HSS10/SA2/P/INGO/13408	Protection	ARC	\$200,000
18	SSD-19/HSS10/SA2/FSL/INGO/13403	FSL	ASCO	\$136,674
19	SSD-19/HSS10/SA2/E/INGO/13516	Education	AVSI	\$300,000
20	SSD-19/HSS10/SA2/P/INGO/13455	Protection	AYA	\$120,073
21	SSD-19/HSS10/SA1/FSL/INGO/11562	FSL	CAFAD	\$120,054
22	SSD-19/HSS10/SA2/FSL/INGO/13562	FSL	CAFAD	\$163,978
23	SSD-19/HSS10/SA1/P/INGO/11557	Protection	CAO	\$160,001
24	SSD-19/HSS10/SA1/WASH/INGO/11580	WASH	CAO	\$225,001

#	PROJECT CODE	CLUSTER	ORGANIZATION	BUDGET
25	SSD-19/HSS10/SA1/N/NGO/11640	Nutrition	CAO	\$100,001
26	SSD-19/HSS10/SA2/WASH-N-P/NGO/13532	WASH (52%), Nutrition (17%), Protection (31%)	CAO	\$576,001
27	SSD-19/HSS10/SA1/WASH/NGO/11760	WASH	CARD	\$230,001
28	SSD-19/HSS10/SA1/N/INGO/11620	Nutrition	CARE International	\$200,000
29	SSD-19/HSS10/SA1/P/INGO/11734	Protection	CARE International	\$240,000
30	SSD-19/HSS10/SA2/N-H/INGO/13647	Nutrition (64.45%), Health (35.55%)	CARE International	\$619,552
31	SSD-19/HSS10/SA1/NFI/NGO/11493	Shelter & NFI	CCOSS	\$100,000
32	SSD-19/HSS10/SA2/NFI/NGO/13427	Shelter & NFI	CCOSS	\$109,750
33	SSD-19/HSS10/SA1/WASH/NGO/11552	WASH	CEDS	\$100,000
34	SSD-19/HSS10/SA1/P/NGO/11523	Protection	CH	\$150,000
35	SSD-19/HSS10/SA1/FSL/NGO/11538	FSL	CH	\$103,741
36	SSD-19/HSS10/SA2/P-H-WASH/NGO/13388	Protection (38.21%), Health (22.47%), WASH (39.32%)	CH	\$445,059
37	SSD-19/HSS10/SA1/P/NGO/11682	Protection	CHADO	\$119,993
38	SSD-19/HSS10/SA2/P/NGO/13550	Protection	CHADO	\$120,000
39	SSD-19/HSS10/RA2/P/NGO/14718	Protection	CHADO	\$99,999
40	SSD-19/HSS10/SA1/P/NGO/11746	Protection	CIDO	\$100,000
41	SSD-19/HSS10/SA2/P-H-NFI/NGO/13560	Protection (37%), Health (31%), Shelter & NFI (32%)	CIDO	\$325,600
42	SSD-19/HSS10/RA2/NFI/NGO/14750	Shelter & NFI	CIDO	\$200,000
43	SSD-19/HSS10/SA1/P/NGO/11553	Protection	CINA	\$180,000
44	SSD-19/HSS10/SA2/P/NGO/13420	Protection	CINA	\$220,000
45	SSD-19/HSS10/SA2/P/NGO/13445	Protection	CINA	\$150,000
46	SSD-19/HSS10/RA2/P/NGO/14732	Protection	CINA	\$285,835
47	SSD-19/HSS10/SA1/FSL/NGO/11761	FSL	CISDA	\$103,651
48	SSD-19/HSS10/SA2/FSL/NGO/13631	FSL	CISDA	\$125,001
49	SSD-19/HSS10/SA1/H/INGO/11585	Health	CMA	\$130,000
50	SSD-19/HSS10/SA1/WASH/NGO/11507	WASH	CMC	\$204,000
51	SSD-19/HSS10/SA2/WASH/NGO/13371	WASH	CMC	\$280,585

#	PROJECT CODE	CLUSTER	ORGANIZATION	BUDGET
52	SSD-19/HSS10/SA1/WASH/NGO/11453	WASH	CMD	\$300,000
53	SSD-19/HSS10/SA1/H/NGO/11454	Health	CMD	\$150,000
54	SSD-19/HSS10/SA1/E/NGO/11457	Education	CMD	\$390,692
55	SSD-19/HSS10/SA2/H-WASH/NGO/13460	Health (26.3%), WASH (73.7%)	CMD	\$407,053
56	SSD-19/HSS10/RA2/WASH/NGO/14697	WASH	CMD	\$300,000
57	SSD-19/HSS10/SA1/FSL/NGO/11787	FSL	COER	\$120,000
58	SSD-19/HSS10/SA1/WASH/INGO/11630	WASH	CORDAID	\$300,000
59	SSD-19/HSS10/SA1/H/INGO/11674	Health	CORDAID	\$150,002
60	SSD-19/HSS10/SA2/H/INGO/13642	Health	CORDAID	\$230,006
61	SSD-19/HSS10/SA1/H/NGO/11505	Health	CRADA	\$100,000
62	SSD-19/HSS10/SA2/H/NGO/13441	Health	CRADA	\$126,860
63	SSD-19/HSS10/SA2/H/INGO/13557	Health	CUAMM	\$200,008
64	SSD-19/HSS10/SA1/FSL/INGO/11637	FSL	CW	\$218,130
65	SSD-19/HSS10/SA1/NFI/INGO/11683	Shelter & NFI	CW	\$193,334
66	SSD-19/HSS10/SA1/CCS/INGO/11792	CCS	CW	\$100,000
67	SSD-19/HSS10/SA2/NFI/INGO/13551	Shelter & NFI	CW	\$199,305
68	SSD-19/HSS10/SA1/P/INGO/11496	Protection	DRC	\$190,000
69	SSD-19/HSS10/SA1/P/INGO/11725	Protection	DRC	\$300,000
70	SSD-19/HSS10/SA1/P/INGO/11767	Protection	DRC	\$210,000
71	SSD-19/HSS10/SA1/CCCM/INGO/11778	CCCM	DRC	\$300,001
72	SSD-19/HSS10/SA1/NFI/INGO/11784	Shelter & NFI	DRC	\$200,000
73	SSD-19/HSS10/SA2/CCCM/INGO/13512	CCCM	DRC	\$500,000
74	SSD-19/HSS10/SA2/P/INGO/13521	Protection	DRC	\$500,000
75	SSD-19/HSS10/SA2/WASH/INGO/13563	WASH	DRC	\$300,000
76	SSD-19/HSS10/SA2/P/INGO/13606	Protection	DRC	\$585,000
77	SSD-19/HSS10/SA2/NFI/INGO/13638	Shelter & NFI	DRC	\$170,000
78	SSD-19/HSS10/SA2/WASH/NGO/13662	WASH	FADM	\$122,260
79	SSD-19/HSS10/RA2/FSL/UN/14820	FSL	FAO	\$1,278,236

#	PROJECT CODE	CLUSTER	ORGANIZATION	BUDGET
80	SSD-19/HSS10/RA2/E/INGO/14817	Education	FCA	\$251,435
81	SSD-19/HSS10/SA1/FSL/NGO/11440	FSL	GBI	\$176,674
82	SSD-19/HSS10/SA2/WASH-FSL/NGO/13350	WASH (57.22%), FSL (42.78%)	GBI	\$419,400
83	SSD-19/HSS10/RA2/N/INGO/14723	Nutrition	GOAL	\$90,036
84	SSD-19/HSS10/SA1/P/NGO/11623	Protection	GREDA	\$150,020
85	SSD-19/HSS10/SA1/H/NGO/11466	Health	HAA	\$100,000
86	SSD-19/HSS10/SA2/H/NGO/13610	Health	HAA	\$102,707
87	SSD-19/HSS10/RA2/H/NGO/14688	Health	HAA	\$200,000
88	SSD-19/HSS10/SA1/WASH/NGO/11490	WASH	HACO	\$150,164
89	SSD-19/HSS10/SA2/WASH/NGO/13556	WASH	HACO	\$200,000
90	SSD-19/HSS10/SA1/WASH/NGO/11714	WASH	HACT	\$300,000
91	SSD-19/HSS10/SA2/WASH/NGO/13570	WASH	HACT	\$195,001
92	SSD-19/HSS10/SA2/FSL/NGO/13357	FSL	HAD	\$122,391
93	SSD-19/HSS10/SA1/P/NGO/11631	Protection	HCO	\$100,000
94	SSD-19/HSS10/SA1/N/NGO/11749	Nutrition	HCO	\$100,000
95	SSD-19/HSS10/SA1/H/NGO/11753	Health	HCO	\$100,000
96	SSD-19/HSS10/SA2/P-N/NGO/13569	Protection (47%), Nutrition (53%)	HCO	\$375,000
97	SSD-19/HSS10/SA1/NFI/NGO/11613	Shelter & NFI	HDC	\$100,000
98	SSD-19/HSS10/SA2/NFI/NGO/13489	Shelter & NFI	HDC	\$108,501
99	SSD-19/HSS10/RA2/NFI/NGO/14791	Shelter & NFI	HDC	\$200,000
100	SSD-19/HSS10/SA1/FSL/NGO/11733	FSL	HELPO	\$176,920
101	SSD-19/HSS10/SA1/H/NGO/11452	Health	HFO	\$100,000
102	SSD-19/HSS10/SA2/H/NGO/13375	Health	HFO	\$100,634
103	SSD-19/HSS10/SA2/P-H/INGO/13478	Protection (50%), Health (50%)	HI	\$400,011
104	SSD-19/HSS10/SA1/H/NGO/11521	Health	HLSS	\$100,000
105	SSD-19/HSS10/SA1/N/NGO/11619	Nutrition	HLSS	\$100,000
106	SSD-19/HSS10/SA2/H-P-CCCM/NGO/13459	Health (31%), Protection (30%), CCCM (39%)	HLSS	\$326,049
107	SSD-19/HSS10/SA2/CCCM/NGO/13426	CCCM	HRSS	\$100,000

#	PROJECT CODE	CLUSTER	ORGANIZATION	BUDGET
108	SSD-19/HSS10/SA1/H/INGO/11472	Health	IHO	\$102,000
109	SSD-19/HSS10/SA1/WASH/INGO/11489	WASH	IHO	\$212,140
110	SSD-19/HSS10/SA2/H-WASH/INGO/13614	Health (35.29%), WASH (64.71%)	IHO	\$425,757
111	SSD-19/HSS10/SA1/N/INGO/11516	Nutrition	IMC UK	\$231,344
112	SSD-19/HSS10/SA1/H/INGO/11777	Health	IMC UK	\$138,663
113	SSD-19/HSS10/SA2/H/INGO/13650	Health	IMC UK	\$238,159
114	SSD-19/HSS10/SA2/N/INGO/13669	Nutrition	IMC UK	\$320,583
115	SSD-19/HSS10/SA1/CCS/INGO/11741	CCS	IN	\$380,000
116	SSD-19/HSS10/SA1/P/INGO/11477	Protection	INTERSOS	\$180,000
117	SSD-19/HSS10/SA1/NFI/INGO/11691	Shelter & NFI	INTERSOS	\$200,000
118	SSD-19/HSS10/SA1/P/INGO/11723	Protection	INTERSOS	\$190,000
119	SSD-19/HSS10/RA2/P-E/INGO/14714	Protection (42%), Education (58%)	INTERSOS	\$361,867
120	SSD-19/HSS10/SA1/CCCM/UN/11492	CCCM	IOM	\$300,000
121	SSD-19/HSS10/SA1/H/UN/11700	Health	IOM	\$300,000
122	SSD-19/HSS10/SA1/L/UN/11701	Logistics	IOM	\$1,200,000
123	SSD-19/HSS10/SA1/NFI/UN/11724	Shelter & NFI	IOM	\$352,338
124	SSD-19/HSS10/SA2/H/UN/13464	Health	IOM	\$200,000
125	SSD-19/HSS10/SA2/WASH/UN/13475	WASH	IOM	\$374,169
126	SSD-19/HSS10/SA2/NFI/UN/13487	Shelter & NFI	IOM	\$589,000
127	SSD-19/HSS10/SA2/L/UN/13492	Logistics	IOM	\$1,372,000
128	SSD-19/HSS10/SA1/N/INGO/11509	Nutrition	IRC	\$289,880
129	SSD-19/HSS10/SA1/P/INGO/11572	Protection	IRC	\$100,000
130	SSD-19/HSS10/SA1/P/INGO/11627	Protection	IRC	\$190,001
131	SSD-19/HSS10/SA1/FSL/INGO/11751	FSL	IRC	\$178,600
132	SSD-19/HSS10/SA2/N-FSL-H-P/INGO/13351	Nutrition (48.5%), FSL (11%), Health (24.4%), Protection (16.1%)	IRC	\$1,235,009
133	SSD-19/HSS10/SA1/WASH/INGO/11639	WASH	IRW	\$216,533
134	SSD-19/HSS10/SA1/N/INGO/11642	Nutrition	IRW	\$125,911
135	SSD-19/HSS10/SA1/H/INGO/11643	Health	IRW	\$110,000

#	PROJECT CODE	CLUSTER	ORGANIZATION	BUDGET
136	SSD-19/HSS10/SA2/P/INGO/13561	Protection	IsraAID	\$165,372
137	SSD-19/HSS10/SA1/H/INGO/11508	Health	JDF	\$123,009
138	SSD-19/HSS10/SA1/N/INGO/11680	Nutrition	JDF	\$200,000
139	SSD-19/HSS10/SA2/H-N/INGO/13510	Health (44%), Nutrition (56%)	JDF	\$313,884
140	SSD-19/HSS10/SA1/N/INGO/11478	Nutrition	JUH	\$200,000
141	SSD-19/HSS10/SA1/NFI/INGO/11601	Shelter & NFI	LCED	\$100,001
142	SSD-19/HSS10/SA1/WASH/INGO/11665	WASH	LCED	\$100,001
143	SSD-19/HSS10/SA2/NFI-WASH/INGO/13433	Shelter & NFI (48.5%), WASH (51.5%)	LCED	\$287,663
144	SSD-19/HSS10/SA1/N/INGO/11444	Nutrition	LiveWell	\$100,000
145	SSD-19/HSS10/SA1/H/INGO/11445	Health	LiveWell	\$200,500
146	SSD-19/HSS10/SA2/N-H/INGO/13399	Nutrition (57%), Health (43%)	LiveWell	\$357,915
147	SSD-19/HSS10/SA1/P/INGO/11721	Protection	MAG	\$580,549
148	SSD-19/HSS10/SA1/H/INGO/11471	Health	MAGNA	\$150,000
149	SSD-19/HSS10/SA1/N/INGO/11483	Nutrition	MAGNA	\$198,700
150	SSD-19/HSS10/SA2/N/INGO/13656	Nutrition	MAGNA	\$154,861
151	SSD-19/HSS10/SA1/H/INGO/11629	Health	MDM Spain	\$102,001
152	SSD-19/HSS10/SA2/H/INGO/13655	Health	MDM Spain	\$204,061
153	SSD-19/HSS10/SA1/N/INGO/11450	Nutrition	MEDAIR	\$200,000
154	SSD-19/HSS10/SA1/H/INGO/11559	Health	MEDAIR	\$100,000
155	SSD-19/HSS10/SA1/WASH/INGO/11560	WASH	MEDAIR	\$245,300
156	SSD-19/HSS10/SA1/H/INGO/11702	Health	Medicair	\$100,019
157	SSD-19/HSS10/SA1/P/INGO/11558	Protection	Mercy Corps	\$130,000
158	SSD-19/HSS10/SA1/E/INGO/11598	Education	Mercy Corps	\$369,304
159	SSD-19/HSS10/SA2/WASH/INGO/13501	WASH	Mercy Corps	\$111,293
160	SSD-19/HSS10/SA1/P/INGO/11437	Protection	MHA	\$200,000
161	SSD-19/HSS10/SA2/P/INGO/13353	Protection	MHA	\$150,000
162	SSD-19/HSS10/SA1/H/INGO/11732	Health	MI	\$100,000
163	SSD-19/HSS10/SA2/H/INGO/13587	Health	MI	\$168,356

#	PROJECT CODE	CLUSTER	ORGANIZATION	BUDGET
164	SSD-19/HSS10/SA1/P/NGO/11634	Protection	MTT	\$150,041
165	SSD-19/HSS10/SA2/P/NGO/13407	Protection	MTT	\$128,593
166	SSD-19/HSS10/SA1/WASH/NGO/11443	WASH	Nile Hope	\$299,997
167	SSD-19/HSS10/SA1/P/NGO/11550	Protection	Nile Hope	\$180,000
168	SSD-19/HSS10/SA1/N/NGO/11575	Nutrition	Nile Hope	\$400,000
169	SSD-19/HSS10/SA1/E/NGO/11592	Education	Nile Hope	\$317,450
170	SSD-19/HSS10/SA1/FSL/NGO/11670	FSL	Nile Hope	\$154,290
171	SSD-19/HSS10/SA1/H/NGO/11696	Health	Nile Hope	\$149,999
172	SSD-19/HSS10/SA2/WASH-P-NFI/NGO/13387	WASH (57%), Protection (23%), Shelter & NFI (20%)	Nile Hope	\$524,999
173	SSD-19/HSS10/SA2/E-FSL/NGO/13419	Education (75%), FSL (25%)	Nile Hope	\$467,000
174	SSD-19/HSS10/SA2/H-N/NGO/13468	Health (36%), Nutrition (64%)	Nile Hope	\$443,875
175	SSD-19/HSS10/SA1/FSL/INGO/11716	FSL	NPA	\$190,433
176	SSD-19/HSS10/SA1/P/INGO/11604	Protection	NPP	\$201,510
177	SSD-19/HSS10/SA1/P/INGO/11658	Protection	NPP	\$138,490
178	SSD-19/HSS10/SA2/P/INGO/13645	Protection	NPP	\$410,000
179	SSD-19/HSS10/RA2/P/INGO/14710	Protection	NPP	\$100,000
180	SSD-19/HSS10/SA1/NFI/INGO/11660	Shelter & NFI	NRC	\$200,000
181	SSD-19/HSS10/SA1/E/INGO/11685	Education	NRC	\$307,000
182	SSD-19/HSS10/SA1/P/INGO/11686	Protection	NRC	\$250,000
183	SSD-19/HSS10/SA2/P-E/INGO/13514	Protection (40%), Education (60%)	NRC	\$500,000
184	SSD-19/HSS10/SA2/NFI/INGO/13554	Shelter & NFI	NRC	\$165,001
185	SSD-19/HSS10/RA2/P/INGO/14796	Protection	NRC	\$100,000
186	SSD-19/HSS10/SA1/WASH/NGO/11709	WASH	NSDO	\$263,000
187	SSD-19/HSS10/RA1/WASH/NGO/12596	WASH	NSDO	\$94,917
188	SSD-19/HSS10/SA2/WASH/NGO/13574	WASH	NSDO	\$150,000
189	SSD-19/HSS10/SA1/H/NGO/11442	Health	OPEN	\$100,505
190	SSD-19/HSS10/SA1/H/INGO/11584	Health	OVCI	\$100,000
191	SSD-19/HSS10/SA2/H/INGO/13486	Health	OVCI	\$100,000

#	PROJECT CODE	CLUSTER	ORGANIZATION	BUDGET
192	SSD-19/HSS10/SA1/P/INGO/11571	Protection	OXFAM GB	\$250,001
193	SSD-19/HSS10/SA1/WASH/INGO/11617	WASH	OXFAM GB	\$297,901
194	SSD-19/HSS10/SA2/FSL/INGO/13412	FSL	OXFAM GB	\$135,001
195	SSD-19/HSS10/RA2/WASH/INGO/14744	WASH	OXFAM GB	\$300,000
196	SSD-19/HSS10/SA1/NFI/INGO/11555	Shelter & NFI	PAH	\$254,319
197	SSD-19/HSS10/SA1/FSL/INGO/11737	FSL	PAH	\$119,998
198	SSD-19/HSS10/SA1/WASH/INGO/11748	WASH	PAH	\$292,958
199	SSD-19/HSS10/SA2/WASH/INGO/13418	WASH	PAH	\$449,129
200	SSD-19/HSS10/SA2/E/INGO/13446	Education	PAH	\$349,999
201	SSD-19/HSS10/SA2/FSL/INGO/13449	FSL	PAH	\$146,122
202	SSD-19/HSS10/SA2/NFI/INGO/13452	Shelter & NFI	PAH	\$217,500
203	SSD-19/HSS10/RA2/WASH-NFI/INGO/14763	WASH (50%), Shelter & NFI (50%)	PAH	\$630,391
204	SSD-19/HSS10/SA2/E-WASH/NGO/13545	Education (63.7%), WASH (36.3%)	PCO	\$550,001
205	SSD-19/HSS10/SA1/N/INGO/11768	Nutrition	Plan	\$150,012
206	SSD-19/HSS10/SA2/N-P-NFI/INGO/13392	Nutrition (44.73%), Protection (31.23%), Shelter & NFI (24.04%)	Plan	\$505,870
207	SSD-19/HSS10/RA2/N/INGO/14755	Nutrition	Plan	\$219,537
208	SSD-19/HSS10/SA1/FSL/INGO/11566	FSL	PUI	\$215,188
209	SSD-19/HSS10/SA1/H/NGO/11451	Health	RHS	\$100,000
210	SSD-19/HSS10/SA2/H/NGO/13431	Health	RHS	\$126,649
211	SSD-19/HSS10/SA1/H/INGO/11485	Health	RI	\$130,000
212	SSD-19/HSS10/SA1/N/INGO/11486	Nutrition	RI	\$280,000
213	SSD-19/HSS10/SA2/WASH-H-N/INGO/13657	WASH (39.86%), Health (26.69%), Nutrition (33.45%)	RI	\$752,653
214	SSD-19/HSS10/RA2/N/INGO/14819	Nutrition	RI	\$306,315
215	SSD-19/HSS10/SA1/N/INGO/11519	Nutrition	RMF	\$199,705
216	SSD-19/HSS10/SA1/FSL/NGO/11742	FSL	RuCAPD	\$127,951
217	SSD-19/HSS10/SA2/FSL/NGO/13354	FSL	RuCAPD	\$161,000
218	SSD-19/HSS10/SA1/WASH/NGO/11502	WASH	RUWASSA	\$245,041
219	SSD-19/HSS10/SA2/WASH/NGO/13488	WASH	RUWASSA	\$300,000

#	PROJECT CODE	CLUSTER	ORGANIZATION	BUDGET
220	SSD-19/HSS10/SA2/P/NGO/13615	Protection	SAADO	\$103,677
221	SSD-19/HSS10/SA2/FSL/NGO/13660	FSL	SAADO	\$109,810
222	SSD-19/HSS10/SA1/FSL/INGO/11497	FSL	SC	\$178,620
223	SSD-19/HSS10/SA1/P/INGO/11501	Protection	SC	\$130,057
224	SSD-19/HSS10/SA1/N/INGO/11529	Nutrition	SC	\$200,015
225	SSD-19/HSS10/SA1/E/INGO/11593	Education	SC	\$400,000
226	SSD-19/HSS10/SA1/H/INGO/11703	Health	SC	\$150,500
227	SSD-19/HSS10/SA2/E/INGO/13358	Education	SC	\$500,000
228	SSD-19/HSS10/SA2/FSL/INGO/13361	FSL	SC	\$180,000
229	SSD-19/HSS10/SA2/H/INGO/13376	Health	SC	\$238,155
230	SSD-19/HSS10/SA2/P-N/INGO/13379	Protection (51.5%), Nutrition (48.5%)	SC	\$412,002
231	SSD-19/HSS10/RA2/P/INGO/14793	Protection	SC	\$165,000
232	SSD-19/HSS10/RA2/H/INGO/14800	Health	SC	\$200,000
233	SSD-19/HSS10/SA2/P/NGO/13368	Protection	SEM	\$100,001
234	SSD-19/HSS10/SA1/P/NGO/11463	Protection	SLI - SS	\$149,987
235	SSD-19/HSS10/SA1/H/NGO/11498	Health	SMC	\$115,063
236	SSD-19/HSS10/SA2/H/NGO/13372	Health	SMC	\$150,969
237	SSD-19/HSS10/RA2/H/NGO/14690	Health	SMC	\$200,025
238	SSD-19/HSS10/SA2/WASH/INGO/13470	WASH	Solidarités	\$400,000
239	SSD-19/HSS10/RA2/WASH/INGO/14811	WASH	Solidarités	\$300,882
240	SSD-19/HSS10/SA1/WASH/NGO/11614	WASH	SPEDP	\$300,000
241	SSD-19/HSS10/SA2/E-FSL-WASH-NFI/NGO/13440	Education (35%), FSL (20%), WASH (30%), Shelter & NFI (15%)	SPEDP	\$748,807
242	SSD-19/HSS10/SA1/WASH/NGO/11747	WASH	SPOCI	\$219,115
243	SSD-19/HSS10/SA2/FSL/NGO/13524	FSL	SPOCI	\$112,501
244	SSD-19/HSS10/SA2/FSL/NGO/13661	FSL	SSGID	\$101,519
245	SSD-19/HSS10/SA2/P/NGO/13534	Protection	SSLS	\$279,110
246	SSD-19/HSS10/SA1/NFI/NGO/11628	Shelter & NFI	SSUDA	\$100,002
247	SSD-19/HSS10/SA2/NFI/NGO/13467	Shelter & NFI	SSUDA	\$115,500

#	PROJECT CODE	CLUSTER	ORGANIZATION	BUDGET
248	SSD-19/HSS10/SA1/P/NGO/11699	Protection	STEWAROWOMEN	\$139,924
249	SSD-19/HSS10/SA2/P/NGO/13523	Protection	STEWAROWOMEN	\$120,001
250	SSD-19/HSS10/SA1/NFI/NGO/11530	Shelter & NFI	TADO	\$100,000
251	SSD-19/HSS10/SA1/H/NGO/11616	Health	TADO	\$100,001
252	SSD-19/HSS10/SA2/H/NGO/13369	Health	TADO	\$151,193
253	SSD-19/HSS10/RA2/H-NFI/NGO/14692	Health (50%), Shelter & NFI (50%)	TADO	\$399,795
254	SSD-19/HSS10/SA1/P/INGO/11524	Protection	TdH - L	\$100,000
255	SSD-19/HSS10/SA2/P/INGO/13547	Protection	TdH - L	\$164,000
256	SSD-19/HSS10/SA1/N/INGO/11599	Nutrition	TEARFUND	\$200,000
257	SSD-19/HSS10/SA1/WASH/INGO/11600	WASH	TEARFUND	\$255,100
258	SSD-19/HSS10/SA2/N/INGO/13450	Nutrition	TEARFUND	\$263,794
259	SSD-19/HSS10/RA2/N/INGO/14716	Nutrition	TEARFUND	\$117,134
260	SSD-19/HSS10/SA1/WASH/NGO/11510	WASH	TERM	\$166,572
261	SSD-19/HSS10/SA2/WASH/NGO/13451	WASH	TERM	\$150,000
262	SSD-19/HSS10/SA1/NFI/NGO/11467	Shelter & NFI	TF	\$100,000
263	SSD-19/HSS10/SA2/FSL-NFI/NGO/13573	FSL (65.08%), Shelter & NFI (34.92%)	TF	\$304,500
264	SSD-19/HSS10/SA1/H/NGO/11735	Health	THESO	\$114,000
265	SSD-19/HSS10/SA2/H/NGO/13636	Health	THESO	\$101,613
266	SSD-19/HSS10/SA1/H/NGO/11495	Health	TRI-SS	\$175,000
267	SSD-19/HSS10/SA2/H/NGO/13555	Health	TRI-SS	\$153,820
268	SSD-19/HSS10/SA1/H/UN/11745	Health	UNFPA	\$280,000
269	SSD-19/HSS10/RA2/P/UN/14770	Protection	UNFPA	\$250,594
270	SSD-19/HSS10/SA1/H/NGO/11520	Health	UNH	\$100,000
271	SSD-19/HSS10/SA2/H/NGO/13544	Health	UNH	\$126,531
272	SSD-19/HSS10/RA2/H/NGO/14684	Health	UNH	\$190,000
273	SSD-19/HSS10/RA2/P/UN/14756	Protection	UNHCR	\$130,005
274	SSD-19/HSS10/SA1/H/UN/11448	Health	UNICEF	\$347,004
275	SSD-19/HSS10/SA1/P/UN/11563	Protection	UNICEF	\$149,917

#	PROJECT CODE	CLUSTER	ORGANIZATION	BUDGET
276	SSD-19/HSS10/SA1/N/UN/11730	Nutrition	UNICEF	\$379,849
277	SSD-19/HSS10/SA2/N-H-P/UN/13559	Nutrition (44%), Health (35%), Protection (21%)	UNICEF	\$997,318
278	SSD-19/HSS10/RA2/E-H-N-P/UN/14733	Education (33%), Health (21%), Nutrition (33%), Protection (13%)	UNICEF	\$1,512,857
279	SSD-19/HSS10/SA1/P/NGO/11460	Protection	UNIDO	\$170,000
280	SSD-19/HSS10/SA1/H/NGO/11476	Health	UNIDO	\$430,000
281	SSD-19/HSS10/SA1/WASH/NGO/11569	WASH	UNIDO	\$240,000
282	SSD-19/HSS10/SA1/N/NGO/11570	Nutrition	UNIDO	\$200,000
283	SSD-19/HSS10/SA2/P/NGO/13432	Protection	UNIDO	\$165,000
284	SSD-19/HSS10/SA2/H-N-WASH/NGO/13454	Health (26%), Nutrition (42%), WASH (32%)	UNIDO	\$840,297
285	SSD-19/HSS10/SA1/CCS/NGO/11541	CCS	UNKEA	\$100,000
286	SSD-19/HSS10/SA1/H/NGO/11542	Health	UNKEA	\$252,500
287	SSD-19/HSS10/SA1/N/NGO/11581	Nutrition	UNKEA	\$300,000
288	SSD-19/HSS10/SA1/WASH/NGO/11594	WASH	UNKEA	\$218,700
289	SSD-19/HSS10/SA1/FSL/NGO/11597	FSL	UNKEA	\$154,290
290	SSD-19/HSS10/SA2/N-FSL/NGO/13439	Nutrition (69%), FSL (31%)	UNKEA	\$376,377
291	SSD-19/HSS10/RA2/N/NGO/14725	Nutrition	UNKEA	\$177,271
292	SSD-19/HSS10/SA1/FSL/INGO/11744	FSL	VSF-S	\$178,681
293	SSD-19/HSS10/SA2/FSL/INGO/13541	FSL	VSF-S	\$179,982
294	SSD-19/HSS10/SA2/FSL/INGO/13665	FSL	VSF-G	\$134,959
295	SSD-19/HSS10/SA1/P/NGO/11500	Protection	WAV	\$120,000
296	SSD-19/HSS10/SA1/FSL/NGO/11669	FSL	WAV	\$172,400
297	SSD-19/HSS10/SA2/P-FSL/NGO/13374	Protection (44.3%), FSL (55.7%)	WAV	\$270,790
298	SSD-19/HSS10/SA1/L/UN/11625	Logistics	WFP	\$1,103,127
299	SSD-19/HSS10/SA1/L/UN/11678	Logistics	WFP	\$400,000
300	SSD-19/HSS10/SA1/N/UN/11755	Nutrition	WFP	\$196,163
301	SSD-19/HSS10/SA2/N/UN/13668	Nutrition	WFP	\$142,249
302	SSD-19/HSS10/SA1/H/UN/11503	Health	WHO	\$900,000

#	PROJECT CODE	CLUSTER	ORGANIZATION	BUDGET
303	SSD-19/HSS10/SA1/N/UN/11611	Nutrition	WHO	\$200,099
304	SSD-19/HSS10/SA2/H-N/UN/13644	Health (78.4%), Nutrition (21.6%)	WHO	\$956,696
305	SSD-19/HSS10/RA2/H/UN/14675	Health	WHO	\$700,001
306	SSD-19/HSS10/SA1/N/INGO/11583	Nutrition	WR	\$166,633
307	SSD-19/HSS10/SA1/E/INGO/11589	Education	WR	\$215,106
308	SSD-19/HSS10/SA1/FSL/INGO/11635	FSL	WR	\$141,436
309	SSD-19/HSS10/SA2/N/INGO/13477	Nutrition	WR	\$174,845
310	SSD-19/HSS10/SA1/NFI/INGO/11675	Shelter & NFI	WV	\$200,005
311	SSD-19/HSS10/SA1/N/INGO/11688	Nutrition	WV	\$200,000
312	SSD-19/HSS10/SA2/NFI/INGO/13483	Shelter & NFI	WV	\$185,000
313	SSD-19/HSS10/SA2/H-N-P/INGO/13628	Health (22%), Nutrition (34%), Protection (44%)	WV	\$681,067
314	SSD-19/HSS10/RA2/NFI/INGO/14802	Shelter & NFI	WV	\$300,084
			Total	\$79,967,711

ANNEX C**SSHF ADVISORY BOARD**

STAKEHOLDER	ORGANIZATION
Chairperson	Humanitarian Coordinator (HC)
NGO (international)	Medair
NGO (national)	Titi Foundation (TF)
UN	United Nations Office of High Commissioner for Refugees (UNHCR)
UN	Food and Agricultural Organization of the United Nations
Donor	United Kingdom (UK)
Donor	Norway
Non-contributing donor (observer)	European Commission Humanitarian Aid (ECHO)
SSHF/OCHA	United Nations Office for the Coordination of Humanitarian Affairs (OCHA)
SSHF/UNDP	United Nations Development Programme (UNDP)

ANNEX D

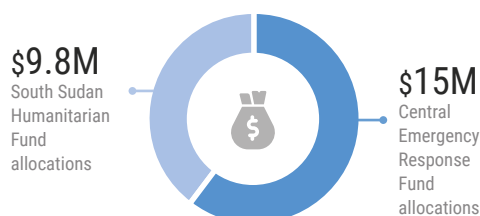
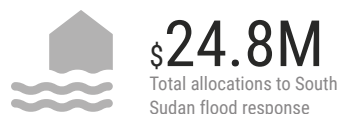
FUNDING COMPLEMENTARITY

Abnormally heavy seasonal flooding devastated large parts of South Sudan in the second half of 2019 and affected some 900,000 people in areas that were already facing high humanitarian needs. In response, the OCHA-managed Central Emergency Response Fund (CERF) and the South Sudan Humanitarian Fund (SSHF) allocated a total of US\$24.8 million to humanitarian partners to deliver life-saving assistance to 570,000 flood-affected people.


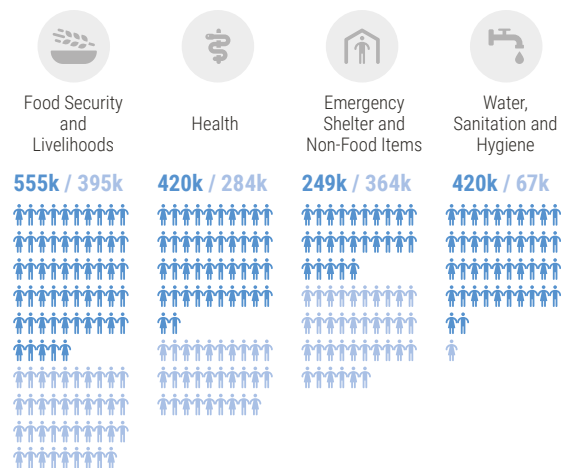
While CERF was used to fill critical gaps in supply pipelines early in the response, SSHF supported frontline

activities implemented by non-governmental organizations and UN agencies. Leveraging their comparative advantages, the two pooled funds enabled humanitarian organizations to scale up the response and catalyzed additional bilateral funding.

Together, CERF and SSHF ensured people could be reached with food and livelihoods support, primarily and reproductive health care, water, sanitation and hygiene supplies, fishing kits, protection and nutrition support, emergency shelter, and essential household items.



PEOPLE TARGETED BY SECTOR

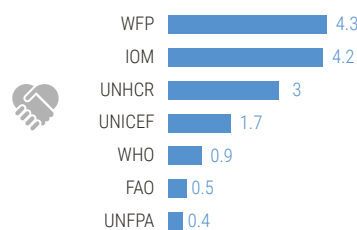


People targeted by CERF funded aid People targeted by SSHF funded aid

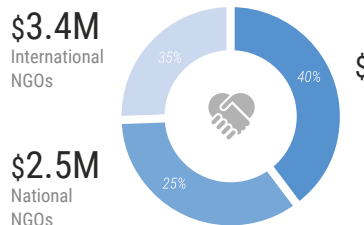
IMPLEMENTATION AREA



CERF ALLOCATIONS BY AGENCY in US\$ millions



SSHF ALLOCATIONS BY PARTNER TYPE



The boundaries and names shown and the designations used on this map do not imply official endorsement or acceptance by the United Nations.
Creation date: 28 February 2020 **Sources:** CERF secretariat and South Sudan Humanitarian Fund (as of 19 February 2020) cerf@un.org | ochasshf@un.org | www.unocha.org | cerf.un.org | @CERF | @CBPFs | @OCHASouthSudan | #InvestInHumanity

ANNEX E

ACRONYMS & ABBREVIATIONS

AAHI	Action Africa Help International	CTS	Common Transport Service
AAP	Accountability to Affected Populations advisory board	CRADA	Christian Recovery and Development Agency
AB	ACF – USA	CW	Concern Worldwide
ACF	Association of Christian Resource Organizations Serving Sudan	DFID	[United Kingdom] Department for International Development
ACROSS	ACT Alliance/DanChurchAid	DDG	Danish De-Mining Group
ACT/DCA	ACT Alliance/Lutheran World Federation	DRC	Danish Refugee Council
ACT/LWF		ECHO	European Civil Protection and Aid Operations
ACTED	Agency for Technical Cooperation and Development	EVD	Ebola Virus Disease
ADA	African Development Aid	FADM	Food Agriculture and Disaster Management
AFOD	Action for Development	FAO	Food and Agricultural Organization of the United Nations
AFSS	Andre Foods South Sudan	FCA	Finn Church Aid
AHC	African Humanitarian Corps	FSL	Food Security and Livelihoods
AIDS	acquired immune deficiency syndrome	GBI	Green Belt Initiative
ARC	American Relief Committee	GBV	gender-based violence
ASCO	Aid Support Community Organization	GBP	British Pound
AVSI	Associazione Volontari per il Servizio Internazionale	GREDA	Grassroots Relief and Development Agency
AYA	Active Youth Agency	GOAL	GOAL
BBTT	Boda Boda Talk Talk	GP	General Protection
CAFAD	Community Aid for Fisheries and Agriculture Development	GMS	Grant Management System
CARD	Community Aid for Relief and Development	HAA	Health Action Aid
CARE	CARE International	HACO	Humane Aid for Community Organization
CASS	Children Aid South Sudan	HACT	Humanitarian Aid for Change and Transformation
CAO	Community Action Organisation	HAD	Humanitarian Aid for Development
CBPF	community-based pooled fund	HC	Humanitarian Coordinator
CCCM	Camp Coordination and Camp Management	HCO	Hold the Child Organisation
CEDS	Centre for Emergency and Development Support	HDC	Humanitarian and Development Consortium
CH	Coalition for Humanity	HFU	[OCHA] Humanitarian Fund Unit
CISDA	Community Initiative for Sustainable Development Agency	HELPO	Humanity Empowerment & Leadership Organization
CIDO	Community Initiative for Development Organisation	HFO	HealthCare Foundation Organization
CINA	Community in Need Aid	HI	Handicap International
CMA	Christian Mission Aid	HIV	human immunodeficiency virus
CMC	Charity Mission Corps	HLSS	Health Link South Sudan
CMD	Christian Mission for Development	HNO	Humanitarian Needs Overview
COER	Community Organization for Emergency and Rehabilitation	HRP	humanitarian response plan
CMMB	Catholic Medical Missons Board	HRSS	Hope Restoration South Sudan
CMD	Christian Mission for Development	HQ	headquarters
CORDAID	Catholic Organization for Relief and Development Aid	IAS	International Aid Services
CCOSS	Care for Children and Old Age in South Sudan	ICWG	Inter-Cluster Working Group
CCOC	Confident Children out of Conflict	IDP	Internally Displaced Person
CHADO	Community Health and Development Organization	IHO	Impact Health Organisation
CUAMM	Collegio Universitario Aspirante e Medici Missionari	IMC-UK	International Medical Corps- United Kingdom
CP	Child Protection	INGO	International Non-Governmental Organization
CPF	Common Performance Framework	IOM	International Organization for Migration
		IPMT	Integrated Protection Mobile Teams
		IRC	International Rescue Committee

IN	Internews	RUWASSA	Rural Water and Sanitation support Agency
INTERSOS	INTERSOS	S/NFI	Shelter and Non Food Items
IRW	Islamic Relief Worldwide	SAADO	Smile Again Africa
IsraAID	IsraAID		Development Organisation
IYCF-E	Infant and Young Child Feeding in Emergencies	SAM	Severe Acute Malnutrition
JAM	Joint Aid Management International	SC	Save the Children
JDF	John Dau Foundation	SLI-SS	Save Lives Initiative South Sudan
JUH	Johanniter Unfallhilfe	SMC	Sudan Medical Care
LCED	Lacha Community and Economic Development	Solidarités	Solidarités International
LiveWell	LiveWell South Sudan	SO	strategic objective
MA	Mine Action	SPEDP	Support for Peace and Education Development Programme
MAG	Mines Advisory Group	SPOCI	Stop Poverty Communal Initiative
MAM	Moderate Acute Malnutrition	SSGID	South Sudan Grassroot Initiative for Development
MAYA	Mundri Active Youth Association	SSHF	South Sudan Humanitarian Fund
Medicair	Medicair - South Sudan	SSLI-SS	Save Lives Initiative South Sudan
MDM Spain	Médicos del Mundo (Doctors of the world)	SSLS	South Sudan Law Society
Mercy Corps	Mercy Corps	SSUDA	South Sudan Development Agency
MEDAIR	MEDAIR	SRC	Strategic Review Committee
MGNA	Magna Children at Risk	STEWAROWOMEN	Support the Empowerment of Women and their Rights for Development
MHA	Mobile Humanitarian Agency	TADO	Touch Africa
MI	Mentor Initiative		Development Organization
MIYCN	Mother, Infant and Young Children Nutrition.	TdH-L	Terre des Hommes - Lausanne
MPTF	Multi-Partner Trust Fund	TEARFUND	TEARFUND
MT	Metric Tonnes	TERM	The Rescue Mission
MTT	Mobile Theatre Team	TF	Titi Foundation
NFI	non-food item	THESO	The Health Support Organization
NGO	non-governmental organization	TRC	Technical Review Committee
NSDO	Nile Sustainable Development Organization	TRI-SS	The Rescue Initiative South Sudan
NNGO	National Non-Governmental Organization	TS	Technical Secretariat
NPP	Non Violent Peaceforce	U5	Under Five Years
Nile Hope	Nile Hope	UASC	Unaccompanied and Separated Children
NPA	Norwegian People's Aid	UN	United Nations
NRC	Norwegian Refugee Council	UNDP	United Nations Development Programme
OCHA	United Nations Office for the Coordination of Humanitarian Affairs	UNFPA	United Nations Population Fund
OPPEN	Organization for Peoples' Empowerment & Needs	UNH	United Networks for Health
OPD	Out Patient Department	UNHAS	United Nations Humanitarian Air Service
OTP	Outpatient Therapeutic Programme	UNHCR	United Nations Office of the High Commissioner for Refugees
OVCI	Volunteer Organization for the International Co-operation	UNICEF	United Nation Children's Fund
OXFAM GB	OXFAM GB	UNIDO	Universal Intervention and Development Organization
PAH	Polish Humanitarian Action	UNKEA	Universal Network for Knowledge and Empowerment Agency
PCO	Peace Corps Organization	US\$	United States dollar(s)
PLW	Pregnant and Lactating Women	VSF (Switzerland)	Vétérinaires sans Frontières (Switzerland)
Plan	Plan International	VSF-G	Veterinaires Sans Frontieres-Germany
PoC	Protection of Civilians	WASH	water, sanitation and hygiene
PSC	Project Support Costs	WAV	Women Aid Vision
PSS	Psychosocial Support	WFP	World Food Programme
PUI	Premiere Urgence Internationale	WHO	World Health Organization
Q	quarter	WR	World Relief
RHS	Rural Health Services	WV	World Vision South Sudan
RI	Relief International		
RMF	Real Medicine Foundation		
RUCAPD	Rural Community Action for Peace and Development		
RUSF	Ready to Use Supplementary Food		
RUTF	Ready to Use Therapeutic Foods		

ANNEX F

REFERENCE MAP



Disclaimer: The boundaries and names shown and the designations used on this map do not imply official endorsement or acceptance by the United Nations. The final boundary between the Republic of South Sudan and the Republic of Sudan has not yet been determined. The final status of Abyei area is not yet determined.





SSHf

South Sudan
Humanitarian
Fund

unocha.org/south-sudan
chfsouthsudan.unocha.org
gms.unocha.org
fts.unocha.org

SOCIAL MEDIA

 twitter.com/OCHASouthSudan
 facebook.com/OCHASouthSudan
[#InvestInHumanity](https://twitter.com/OCHASouthSudan)

Email: ochasshf@un.org