

## US\$21 million allocated to support top priority front-line activities

By the end of the second quarter, the South Sudan Humanitarian Fund had received US\$ 35 million which includes \$19.4 million carry-over funds from 2017 and \$15.5 million new contributions from Sweden (\$5.9m), Belgium (\$4.9m), Ireland (\$3.6m), Canada (\$0.6m), and Luxembourg (\$0.4m). The South Sudan Humanitarian Fund (SSHF) allocated US\$21 million through the 2018 first standard allocation early in the year. Funding went to 62 partners to kick-start top priority front-line activities under the 2018 HRP, at a time when the compounding effects of displacement, disease, food insecurity, malnutrition and protection concerns worsened.

Funds were prioritised across nine clusters including Health (17.6 per cent), Nutrition (15 per cent), Protection (14.1 per cent), Water, Sanitation and Hygiene (WASH) (11.9 per cent), Food Security and Livelihoods (FSL) (10 per cent), Logistics (9.5 per cent), Education (9.5 per cent), Emergency Shelter and Non-Food Items (ES-NFI) (8.6 per cent), and Camp Coordination and Camp Management (CCCM) (3.8 per cent). Geographical prioritisation reflected those areas facing greatest severity of humanitarian needs, and locations where affected people faced the risk of destitution due to the actual or imminent absence of humanitarian services. Jonglei (29.5 per cent), Unity (19 per cent), Upper Nile (17.1 per cent) and Western Bahr el Ghazal (9.5 per cent) received the largest investments.

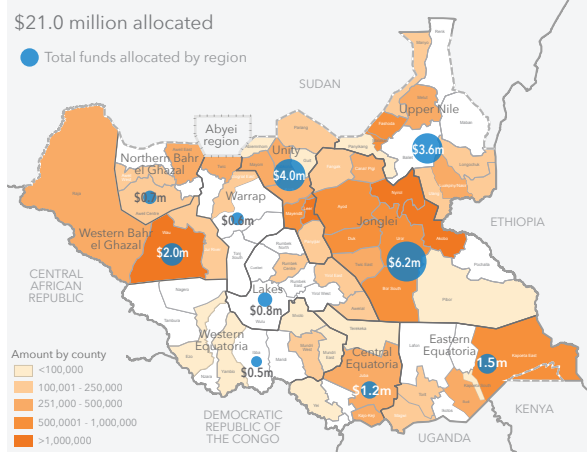
The SSHF is in the process of allocating an additional \$30 million through the 2018 Second Standard allocation, with implementation of activities expected to start towards the end of August. Additional contributions are urgently needed to address top priority humanitarian needs throughout the second half of 2018.

### PEOPLE TARGETED WITH PROJECTS FUNDED THROUGH THE SSHF IN 2018\*

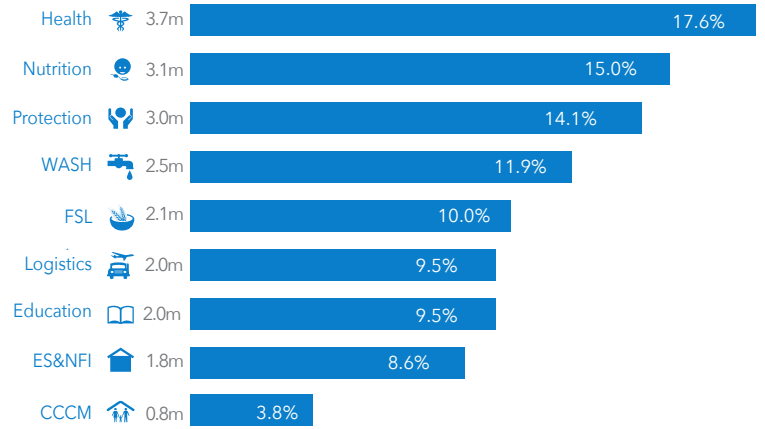


### 2018 FUNDING OVERVIEW

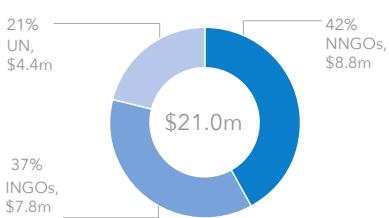
#### FUNDING BY LOCATION (US\$)



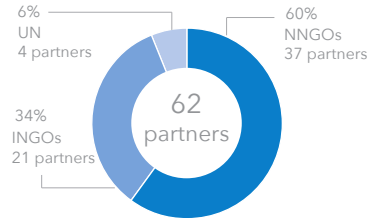
#### FUNDING BY CLUSTER (US\$)



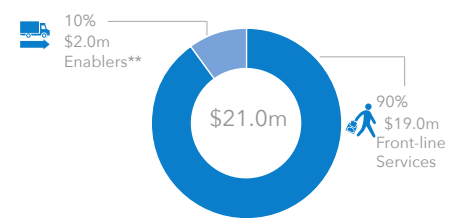
#### FUNDING BY AGENCY TYPE



#### NUMBER OF PARTNERS BY AGENCY TYPE

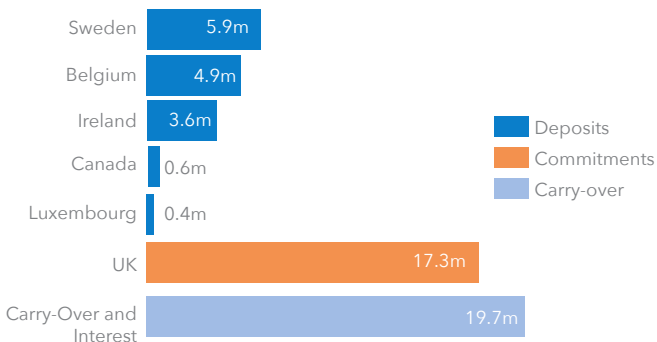


#### FUNDING BY PROJECT TYPE

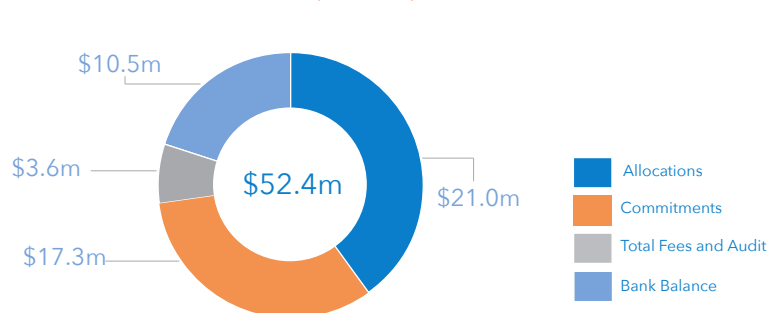


### FUND STATUS

#### 2018 INCOME (\$52.4m)



#### UTILIZATION AND BALANCE (\$52.4m)



\*The number of people targeted by each cluster through the 2018 first standard allocation is estimated from the targets established in approved project proposals. During project implementation the numbers of people reached will be monitored through the review and clearance of progress reports submitted by partners, with additional verification through independent monitoring activities.

\*\*Enablers refers to common services including logistics and the United Nations Humanitarian Air Service.